

ERSTE BOND EURO CORPORATE

Jointly owned fund pursuant to the InvFG

Annual Report 2022/23

Contents

General Information about the Investment Firm	3
Development of the Fund	4
Method of Calculating the Global Exposure.....	5
Asset Allocation	5
Comparative Overview	6
Disbursement/Payment	9
Income Statement and Changes in Fund Assets.....	10
Statement of Assets and Liabilities as of 31 July 2023.....	15
Remuneration Policy	28
Audit Report*	30
Annex Sustainability-Related Information	33
Fund Rules.....	48

General Information about the Investment Firm

The company	Erste Asset Management GmbH Am Belvedere 1, A-1100 Vienna Telephone: +43 05 0100-19777, fax: +43 05 0100-919777
Registered capital	EUR 2.50 million
Shareholders	Erste Group Bank AG (64.67%) Erste Bank der österreichischen Sparkassen AG (22.17%) Steiermärkische Bank und Sparkassen Aktiengesellschaft (3.30%) Tiroler Sparkasse Bankaktiengesellschaft Innsbruck (1.74%) DekaBank Deutsche Girozentrale, Frankfurt (1.65%) „Die Kärntner“ Trust-Vermögensverwaltungsgesellschaft m. b. H. & Co KG (1.65%) Salzburger Sparkasse Bank Aktiengesellschaft (1.65%) Sieben Tiroler Sparkassen Beteiligungsgesellschaft m. b. H. (1.65%) NÖ-Sparkassen Beteiligungsgesellschaft m. b. H. (0.76%) VIENNA INSURANCE GROUP AG Wiener Versicherung Gruppe (0.76%)
Supervisory Board	Rudolf SAGMEISTER (Chairman) Manfred BARTALSKY Maximilian CLARY UND ALDRINGEN Harald GASSER Gerhard GRABNER Harald Frank GRUBER Oswald HUBER (Deputy Chairman – from 21.09.2022) Radovan JELASITY Ertan PISKIN (from 10.10.2022) Peter PROBER Rupert RIEDER (until 21.09.2022) Gabriele SEMMELROCK-WERZER Reinhard WATTL Gerald WEBER Appointed by the Works Council: Martin CECH Regina HABERHAUER Heinrich Hubert REINER Peter RIEDERER Nicole WEINHENGST Manfred ZOUREK
Managing directors	Heinz BEDNAR Winfried BUCHBAUER Peter KARL Thomas KRAUS
Prokuristen (proxies)	Karl FREUDENSCHUSS Manfred LENTNER Günther MANDL Gerold PERMOSER Magdalena REISCHL Oliver RÖDER
State commissioners	Wolfgang EXL (from 01.09.2022) Angelika SCHÄTZ
Auditor	Ernst & Young Wirtschaftsprüfungsgesellschaft m.b.H.
Depositary bank	Erste Group Bank AG

Dear Unit-holder,

We are pleased to present you the following annual report for the ERSTE BOND EURO CORPORATE jointly owned fund pursuant to the InvFG for the accounting year from 1 August 2022 to 31 July 2023.

The companies managing the sub-funds contained in the Fund that are not managed by the Investment Firm assessed management fees ranging from 0.00% to 0.50%. No front-end surcharges were charged for the purchase of the units in these funds.

Development of the Fund

The market situation during the reporting period was shaped by high inflation figures – although these are now starting to fall back a bit – and by the Fed and ECB raising interest rates to 5.5% and 4.25%, respectively. The inflation rate in the USA peaked at just over 9% in June 2022 but fell back to 3% by June 2023. Nevertheless, core inflation is currently still at nearly 5%. Key geopolitical events such as the war in Ukraine also influenced the markets. This was exacerbated in March 2023 by the collapse of Silicon Valley Bank, which required significant interventions by the FDIC and the Fed.

After a quiet start to the second quarter, volatility picked up again in May. The month was dominated by renewed concerns about regional banks, a further rate hike by the Fed and the ECB, negotiations over the US debt ceiling, the buzz surrounding the potential offered by AI, and a handful of increasingly negative sets of economic data from countries outside the USA. All in all, most financial assets put in a weak performance over the quarter. Only a few sectors managed to significantly outperform the market, amongst them technology shares, which made major gains on the back of investors' preoccupation with the impact of AI.

Volatility fell substantially in June after concerns over US banks had eased and, in particular, once Congress reached an agreement on raising the US debt ceiling.

Most companies remain in good shape, fundamentally speaking. Their debt levels, profitability, and cash holdings are still at healthy levels in the main. Many companies have coped well so far with the higher interest rates, while we are seeing more or less equal numbers of upgrades and downgrades in credit ratings.

The real estate sector continued to be hit hardest by the rising interest rates due to its traditionally high degree of gearing.

The fund management reacted proactively to the market conditions. While the increased weighting of financials in ERSTE BOND EURO CORPORATE of over 35% on average had a negative impact early on, the low weighting in the real estate sector compensated for this adverse development. A bond from Credit Suisse briefly suffered substantial losses, but recovered again after the rescue measures by the Swiss government and UBS.

The investments in the automotive, media, and telecommunications sectors remained stable.

Following the European banks' publication of especially good earnings figures in the second quarter, the increased weighting of financials in ERSTE BOND EURO CORPORATE of over 35% on average had a positive effect this time around.

No changes were made to the Fund's strategy. It is based on a continuous analysis of inefficiencies (e.g. creditor rights for financial instruments) and market distortions and the ongoing monitoring of the portfolio in terms of yield potential and degree of risk, as well as on the subscription of attractive new issues. Broad diversification in the selected corporate bonds additionally reduces the default risk for the overall portfolio.

The Fund is oriented towards the strict sustainability criteria of Erste Asset Management. Further information on the environmental/social characteristics of the Fund can be found in the annex "Sustainability-Related Information" in this annual report.

The Fund generated a performance of minus 3.52% (ISIN: AT0000724216) for the reporting period.

Method of Calculating the Global Exposure

Method of calculating the global exposure:	Commitment approach
Reference assets used:	–
Value at risk:	–
Lowest value:	–
Average value:	–
Highest value:	–
Model used:	–
Leverage* when using the value-at-risk calculation method:	–
Leverage** according to § 4 of the 4 th Derivatives Risk Measurement and Reporting Regulation:	–

* Total nominal values of derivative instruments without taking into account offsetting and hedging (item 8.5. Schedule B InvFG 2011).

** Total derivative risk taking offsetting and hedging into account = total of the equivalent values of the underlying assets as a percentage of the fund assets.

Asset Allocation

	As of 31.07.2023	
	EUR millions	%
Bonds		
EUR	385.7	96.44
Investment certificates		
EUR	7.5	1.87
Securities	393.2	98.31
Financial futures	0.4	0.09
Bank balances	2.7	0.68
Interest entitlements	3.7	0.92
Other deferred items	-0.0	-0.00
Fund assets	399.9	100.00

Comparative Overview

Accounting year	Fund assets
2020/2021	639,210,794.41
2021/2022	421,373,880.03
2022/2023	399,927,154.17

General information about performance:

The performance of unit categories with no outstanding units at the end of the reporting period or no outstanding units during the reporting period is generally based on the dividend-adjusted performance of the overall fund. In these cases, the performance is not reported below.

When a unit category is issued during the reporting period, the performance and reinvestment are calculated from the point in time that the unit category is launched. Because of this and possible other fees and currency classes, the performance and reinvestment of this unit category differ from those of comparable unit categories.

The performance is determined assuming the reinvestment of all paid dividends and amounts at their nominal value on the day of disbursement.

Accounting year	Fund type	ISIN	Currency	Calculated value per unit	Dividend disbursement/payment	Re-investment	Development in per cent
2020/2021	Dividend-bearing units	AT0000A28FD9	CZK	2,591.97	28.0242	15.9038	0.14
2021/2022	Dividend-bearing units	AT0000A28FD9	CZK	2,231.34	27.0765	0.0000	-12.97
2022/2023	Dividend-bearing units	AT0000A28FD9	CZK	2,060.39	57.2928	0.0000	-6.43

Accounting year	Fund type	ISIN	Currency	Calculated value per unit	Dividend disbursement/payment	Re-investment	Development in per cent
2020/2021	Dividend-bearing units	AT0000724216	EUR	108.49	1.1000	0.7479	3.27
2021/2022	Dividend-bearing units	AT0000724216	EUR	96.72	1.1000	0.0000	-9.93
2022/2023	Dividend-bearing units	AT0000724216	EUR	92.18	2.4000	0.0000	-3.52

Accounting year	Fund type	ISIN	Currency	Calculated value per unit	Dividend disbursement/payment	Re-investment	Development in per cent
2020/2021	Dividend-bearing units	AT0000A1YRJ3	EUR	102.73	1.1000	0.9574	3.58
2021/2022	Dividend-bearing units	AT0000A1YRJ3	EUR	91.82	1.1000	0.0000	-9.64
2022/2023	Dividend-bearing units	AT0000A1YRJ3	EUR	87.72	2.4000	0.0000	-3.22

Accounting year	Fund type	ISIN	Currency	Calculated value per unit	Dividend disbursement/payment	Re-investment	Development in per cent
2020/2021	Dividend-bearing units	AT0000A1YRK1	EUR	105.76	-	-	-
2021/2022	Dividend-bearing units	AT0000A1YRK1	EUR	95.38	-	-	-
2022/2023	Dividend-bearing units	AT0000A1YRK1	EUR	92.22	2.4000	0.0000	-3.31

Accounting year	Fund type	ISIN	Currency	Calculated value per unit	Dividend disbursement/ payment	Re-investment	Development in per cent
2020/2021	Non-dividend-bearing units	AT0000724224	EUR	177.78	0.7120	2.3090	3.26
2021/2022	Non-dividend-bearing units	AT0000724224	EUR	159.50	0.0000	0.0000	-9.92
2022/2023	Non-dividend-bearing units	AT0000724224	EUR	153.90	0.0000	0.0000	-3.51

Accounting year	Fund type	ISIN	Currency	Calculated value per unit	Dividend disbursement/ payment	Re-investment	Development in per cent
2020/2021	Non-dividend-bearing units	AT0000A1YRL9	EUR	105.20	-	-	-
2021/2022	Non-dividend-bearing units	AT0000A1YRL9	EUR	94.87	-	-	-
2022/2023	Non-dividend-bearing units	AT0000A1YRL9	EUR	91.73	0.0000	0.0000	-3.31

Accounting year	Fund type	ISIN	Currency	Calculated value per unit	Dividend disbursement/ payment	Re-investment	Development in per cent
2020/2021	Non-dividend-bearing units	AT0000A2B543	EUR	102.52	0.5243	1.6302	3.69
2021/2022	Non-dividend-bearing units	AT0000A2B543	EUR	92.25	0.0000	0.0000	-9.55
2022/2023	Non-dividend-bearing units	AT0000A2B543	EUR	89.38	0.0000	0.0000	-3.11

Accounting year	Fund type	ISIN	Currency	Calculated value per unit	Dividend disbursement/ payment	Re-investment	Development in per cent
2020/2021	KESt-exempt non-dividend-bearing units	AT0000639414	CZK	5,243.31	-	88.9255	0.14
2021/2022	KESt-exempt non-dividend-bearing units	AT0000639414	CZK	4,563.62	-	0.0000	-12.96
2022/2023	KESt-exempt non-dividend-bearing units	AT0000639414	CZK	4,269.98	-	0.0000	-6.43

Accounting year	Fund type	ISIN	Currency	Calculated value per unit	Dividend disbursement/ payment	Re-investment	Development in per cent
2020/2021	KESt-exempt non-dividend-bearing units	AT0000A1YRP0	CZK	2,697.70	-	-	-
2021/2022	KESt-exempt non-dividend-bearing units	AT0000A1YRP0	CZK	2,350.73	-	-	-
2022/2023	KESt-exempt non-dividend-bearing units	AT0000A1YRP0	CZK	2,202.90	-	-	-

ERSTE BOND EURO CORPORATE

Accounting year	Fund type	ISIN	Currency	Calculated value per unit	Dividend disbursement/ payment	Re-investment	Development in per cent
2020/2021	KESt-exempt non-dividend-bearing units	AT0000658968	EUR	205.95	-	3.4938	3.26
2021/2022	KESt-exempt non-dividend-bearing units	AT0000658968	EUR	185.52	-	0.0000	-9.92
2022/2023	KESt-exempt non-dividend-bearing units	AT0000658968	EUR	179.01	-	0.0000	-3.51

Accounting year	Fund type	ISIN	Currency	Calculated value per unit	Dividend disbursement/ payment	Re-investment	Development in per cent
2020/2021	KESt-exempt non-dividend-bearing units	AT0000A1YRM7	EUR	106.56	-	2.1251	3.58
2021/2022	KESt-exempt non-dividend-bearing units	AT0000A1YRM7	EUR	96.29	-	0.0000	-9.64
2022/2023	KESt-exempt non-dividend-bearing units	AT0000A1YRM7	EUR	93.19	-	0.0000	-3.22

Accounting year	Fund type	ISIN	Currency	Calculated value per unit	Dividend disbursement/ payment	Re-investment	Development in per cent
2020/2021	KESt-exempt non-dividend-bearing units	AT0000A1YRN5	EUR	106.99	-	2.2462	3.69
2021/2022	KESt-exempt non-dividend-bearing units	AT0000A1YRN5	EUR	96.78	-	0.0000	-9.54
2022/2023	KESt-exempt non-dividend-bearing units	AT0000A1YRN5	EUR	93.77	-	0.0000	-3.11

Accounting year	Fund type	ISIN	Currency	Calculated value per unit	Dividend disbursement/ payment	Re-investment	Development in per cent
2020/2021	KESt-exempt non-dividend-bearing units	AT0000A00GB0	HUF	73,576.29	-	1,206.4210	7.16
2021/2022	KESt-exempt non-dividend-bearing units	AT0000A00GB0	HUF	74,783.04	-	0.0000	1.64
2022/2023	KESt-exempt non-dividend-bearing units	AT0000A00GB0	HUF	69,216.75	-	0.0000	-7.44

Accounting year	Fund type	ISIN	Currency	Calculated value per unit	Dividend disbursement/ payment	Re-investment	Development in per cent
2020/2021	KESt-exempt non-dividend-bearing units	AT0000A1YRQ8	HUF	37,877.25	-	-	-
2021/2022	KESt-exempt non-dividend-bearing units	AT0000A1YRQ8	HUF	38,543.80	-	-	-
2022/2023	KESt-exempt non-dividend-bearing units	AT0000A1YRQ8	HUF	35,723.15	-	-	-

Disbursement/Payment

The following disbursement or payment will be made for the accounting year from 1 August 2022 to 31 July 2023. The coupon-paying bank is obligated to withhold capital gains tax from this disbursement if the respective investor is not exempt from the payment of this tax.

The disbursement or payment will be effected on or after 2 November 2023 at

Erste Group Bank AG, Vienna,

and the respective bank managing the Unit-holder's securities account.

Fund type	ISIN	Currency	Dividend disbursement/ payment		KES _t with option declaration	KES _t w/o option declaration	Re-investment
Dividend-bearing units	AT0000A28FD9	CZK	57.2928		0.0000	0.0000	0.0000
Dividend-bearing units	AT0000724216	EUR	2.4000		0.0000	0.0000	0.0000
Dividend-bearing units	AT0000A1YRJ3	EUR	2.4000		0.0896	0.0896	0.0000
Dividend-bearing units	AT0000A1YRK1	EUR	2.4000		0.0000	0.0000	0.0000
Non-dividend-bearing units	AT0000724224	EUR	0.0000		0.0000	0.0000	0.0000
Non-dividend-bearing units	AT0000A1YRL9	EUR	0.0000		0.0000	0.0000	0.0000
Non-dividend-bearing units	AT0000A2B543	EUR	0.0000		0.0000	0.0000	0.0000
KES _t -exempt non-dividend-bearing units	AT0000639414	CZK	-	*	-	-	0.0000
KES _t -exempt non-dividend-bearing units	AT0000A1YRP0	CZK	-	*	-	-	-
KES _t -exempt non-dividend-bearing units	AT0000658968	EUR	-	*	-	-	0.0000
KES _t -exempt non-dividend-bearing units	AT0000A1YRM7	EUR	-	*	-	-	0.0000
KES _t -exempt non-dividend-bearing units	AT0000A1YRN5	EUR	-	*	-	-	0.0000
KES _t -exempt non-dividend-bearing units	AT0000A00GB0	HUF	-	*	-	-	0.0000
KES _t -exempt non-dividend-bearing units	AT0000A1YRQ8	HUF	-	*	-	-	-

* Pursuant to the penultimate sentence of § 58 (2) of the Austrian Investment Fund Act, no capital gains tax will be paid.

Income Statement and Changes in Fund Assets

1. Value Development over the Accounting Year (Fund Performance)

Calculation according to the OeKB method per unit in the unit currency not accounting for a front-end surcharge

The performance of unit categories with no outstanding units at the end of the reporting period or no outstanding units during the reporting period is generally based on the dividend-adjusted performance of the overall fund. In these cases, the “performance”, the “net earnings per unit”, and the “total value including (notional) units gained through disbursement/payment” are not reported in the following.

When a unit category is issued during the reporting period, the performance is calculated from the point in time that the unit category is launched. Because of this and possible other fees and currency classes, the performance of this unit category differs from that of comparable unit categories.

AT0000A28FD9 dividend-bearing units CZK	
Unit value at the beginning of the reporting period (261.105 units)	2,231.34
Disbursement/payment on 28.10.2022 (corresponds to roughly 0.0133 units at a calculated value of 2,038.31)	27.0765
Unit value at the end of the reporting period (261.105 units)	2,060.39
Total value including (notional) units gained through dividend disbursement/payment	2,087.76
Net earnings per unit	-143.58
Value development of one unit in the period	-6.43%

AT0000724216 dividend-bearing units EUR	
Unit value at the beginning of the reporting period (752,222.186 units)	96.72
Disbursement/payment on 28.10.2022 (corresponds to roughly 0.0124 units at a calculated value of 88.85)	1.1000
Unit value at the end of the reporting period (723,604.608 units)	92.18
Total value including (notional) units gained through dividend disbursement/payment	93.32
Net earnings per unit	-3.40
Value development of one unit in the period	-3.52%

AT0000A1YRJ3 dividend-bearing units EUR	
Unit value at the beginning of the reporting period (115,825.000 units)	91.82
Disbursement/payment on 28.10.2022 (corresponds to roughly 0.0130 units at a calculated value of 84.35)	1.1000
Unit value at the end of the reporting period (91,129.000 units)	87.72
Total value including (notional) units gained through dividend disbursement/payment	88.86
Net earnings per unit	-2.96
Value development of one unit in the period	-3.22%

AT0000A1YRK1 dividend-bearing units EUR	
Unit value at the beginning of the reporting period (0.000 units)	95.38
Disbursement/payment	0.0000
Unit value at the end of the reporting period (1,495.000 units)	92.22
Total value including (notional) units gained through dividend disbursement/payment	92.22
Net earnings per unit	-3.16
Value development of one unit in the period	-3.31%

AT0000724224 non-dividend-bearing units EUR	
Unit value at the beginning of the reporting period (1,185,048.996 units)	159.50
Disbursement/payment	0.0000
Unit value at the end of the reporting period (772,643.538 units)	153.90
Total value including (notional) units gained through dividend disbursement/payment	153.90
Net earnings per unit	-5.60
Value development of one unit in the period	-3.51%

AT0000A1YRL9 non-dividend-bearing units EUR	
Unit value at the beginning of the reporting period (0.000 units)	94.87
Disbursement/payment	0.0000
Unit value at the end of the reporting period (404,264.410 units)	91.73
Total value including (notional) units gained through dividend disbursement/payment	91.73
Net earnings per unit	-3.14
Value development of one unit in the period	-3.31%

AT0000A2B543 non-dividend-bearing units EUR	
Unit value at the beginning of the reporting period (36,825.422 units)	92.25
Disbursement/payment	0.0000
Unit value at the end of the reporting period (40,558.657 units)	89.38
Total value including (notional) units gained through dividend disbursement/payment	89.38
Net earnings per unit	-2.87
Value development of one unit in the period	-3.11%

AT0000639414 KEST-exempt non-dividend-bearing units CZK	
Unit value at the beginning of the reporting period (19,376.621 units)	4,563.62
Disbursement/payment	0.0000
Unit value at the end of the reporting period (17,046.166 units)	4,269.98
Total value including (notional) units gained through dividend disbursement/payment	4,269.98
Net earnings per unit	-293.64
Value development of one unit in the period	-6.43%

AT0000A1YRPO KEST-exempt non-dividend-bearing units CZK	
Unit value at the beginning of the reporting period (0.000 units)	2,350.73
Disbursement/payment	0.0000
Unit value at the end of the reporting period (0.000 units)	2,202.90
Total value including (notional) units gained through dividend disbursement/payment	-
Net earnings per unit	-
Value development of one unit in the period	-

AT0000658968 KEST-exempt non-dividend-bearing units EUR	
Unit value at the beginning of the reporting period (153,568.252 units)	185.52
Disbursement/payment	0.0000
Unit value at the end of the reporting period (141,537.071 units)	179.01
Total value including (notional) units gained through dividend disbursement/payment	179.01
Net earnings per unit	-6.51
Value development of one unit in the period	-3.51%

AT0000A1YRM7 KEST-exempt non-dividend-bearing units EUR	
Unit value at the beginning of the reporting period (127,326.000 units)	96.29
Disbursement/payment	0.0000
Unit value at the end of the reporting period (279,556.000 units)	93.19
Total value including (notional) units gained through dividend disbursement/payment	93.19
Net earnings per unit	-3.10
Value development of one unit in the period	-3.22%

AT0000A1YRN5 KEST-exempt non-dividend-bearing units EUR	
Unit value at the beginning of the reporting period (1,045,519.103 units)	96.78
Disbursement/payment	0.0000
Unit value at the end of the reporting period (1,183,657.926 units)	93.77
Total value including (notional) units gained through dividend disbursement/payment	93.77
Net earnings per unit	-3.01
Value development of one unit in the period	-3.11%

AT0000A00GB0 KEST-exempt non-dividend-bearing units HUF	
Unit value at the beginning of the reporting period (20.000 units)	74,783.04
Disbursement/payment	0.0000
Unit value at the end of the reporting period (20.000 units)	69,216.75
Total value including (notional) units gained through dividend disbursement/payment	69,216.75
Net earnings per unit	-5,566.29
Value development of one unit in the period	-7.44%

AT0000A1YRQ8 KEST-exempt non-dividend-bearing units HUF	
Unit value at the beginning of the reporting period (0.000 units)	38,543.80
Disbursement/payment	0.0000
Unit value at the end of the reporting period (0.000 units)	35,723.15
Total value including (notional) units gained through dividend disbursement/payment	-
Net earnings per unit	-
Value development of one unit in the period	-

2. Fund Result

a. Realised fund result

Ordinary fund result

Income (without profit or loss from price changes)

Interest income (excluding income adjustment)	7,660,575.06	
Dividend income	0.00	
Other income 8)	83,978.75	
Total income (without profit or loss from price changes)		7,744,553.81

Interest paid		274.71
---------------	--	--------

Expenses

Fees paid to Investment Firm	- 1,787,363.55	
Costs for the financial auditor and tax consultation	- 9,605.00	
Publication costs	- 77,008.63	
Securities account fees	- 91,494.71	
Depository bank fees	- 142,987.73	
Costs for the external consultant	0.00	
Performance fee	-	
Fee foreign-currency unit certificates 9)	- 394.29	
Total expenses		- 2,108,853.91
Compensation for management costs from sub-funds 1)		1,270.27

Ordinary fund result (excluding income adjustment)		5,637,244.88
--	--	--------------

Realised profit or loss from price changes 2) 3)

Realised gains 4)	644,110.60	
Realised losses 5)	- 8,372,589.63	

Realised profit or loss from price changes (excluding income adjustment)		- 7,728,479.03
--	--	----------------

Realised fund result (excluding income adjustment)		- 2,091,234.15
--	--	----------------

b. Unrealised profit or loss from price changes 2) 3)

Changes in the unrealised profit or loss from price changes 7)		- 12,256,516.49
--	--	-----------------

Result for the reporting period 6)		- 14,347,750.64
------------------------------------	--	-----------------

c. Income adjustment

Income adjustment for income in the period		186,733.53
Income adjustment for profit carried forward from dividend-bearing units		- 479,764.39

Overall fund result		- 14,640,781.50
---------------------	--	-----------------

3. Changes in Fund Assets

Fund assets at the beginning of the reporting period	421,373,880.03
Disbursement/payment in the accounting year	- 935,771.21
Issue and redemption of units	- 5,870,173.15
Overall fund result	
(The fund result is shown in detail under item 2.)	- 14,640,781.50
Fund assets at the end of the reporting period	<u>399,927,154.17</u>

- 1) Reimbursements (in the sense of commissions) paid by third parties are forwarded to the Fund after deduction of appropriate costs. Erste Bank der oesterreichischen Sparkassen AG receives 25% of the calculated commissions to cover administrative costs.
- 2) Realised profits and losses are not calculated precisely for the specific periods, which means that they, as is the case for the changes in the unrealised profit or loss, are not necessarily congruent with the changes in the value of the Fund in the accounting year.
- 3) Total profit or loss from price changes without income adjustment (realised profit or loss from price changes, without income adjustment, plus changes in the unrealised profit or loss): EUR -19,984,995.52.
- 4) Thereof profits from transactions with derivative financial instruments: EUR 510,000.00.
- 5) Thereof losses from transactions with derivative financial instruments: EUR -1,908,495.00.
- 6) The result for the accounting year includes explicitly reported transaction costs in the amount of EUR 11,619.84.
- 7) Thereof changes in unrealised gains EUR -326,331.48 and unrealised losses EUR -11,930,185.01.
- 8) The earnings reported under this item can be attributed to lending fees from securities lending transactions conducted with Erste Group Bank AG in the amount of EUR 83,978.75, to earnings from real estate funds in the amount of EUR 0.00, and to other earnings
- 9) The Fund is charged a monthly fee per foreign-currency unit category for the management of the foreign-currency unit certificates.

Statement of Assets and Liabilities as of 31 July 2023

(including changes in securities assets from 1 August 2022 to 31 July 2023)

Security designation	ISIN number	Interest rate	Purch./ additions	Sales/ disposals	Holding Units/nominal (nom. in 1,000, rounded)	Price	Value in EUR	% share of fund assets
Publicly traded securities								
Bonds denominated in EUR								
Issue country Denmark								
DANSKE BK 19/29 FLR MTN	XS1967697738	2.500	0	0	3,000	97.290	2,918,700.00	0.73
JYSKE BANK 20/25 FLR MTN	XS2243666125	0.375	0	0	5,000	95.192	4,759,579.85	1.19
Total issue country Denmark							7,678,279.85	1.92
Issue country Germany								
BAY.LDSBK.IS. 23/29	DE000BLB6JU7	3.750	2,200	0	2,200	97.448	2,143,851.60	0.54
BERLIN HYP AG IS109	DE000BHY0A56	1.250	0	0	3,000	95.669	2,870,064.00	0.72
Total issue country Germany							5,013,915.60	1.25
Issue country Estonia								
LUMINOR BANK 22/24 MTN	XS2523337389	5.000	1,850	0	1,850	99.520	1,841,120.00	0.46
Total issue country Estonia							1,841,120.00	0.46
Issue country Ireland								
AIB GROUP 20/31 FLR MTN	XS2230399441	2.875	0	0	2,000	92.590	1,851,808.02	0.46
BK IRELAND 21/31 FLR MTN	XS2340236327	1.375	0	0	3,000	88.319	2,649,558.12	0.66
CLOVERIE 14/24 MTN	XS1109950755	1.750	0	0	2,000	97.445	1,948,900.00	0.49
PARTNERRE IRELD FIN.16/26	XS1489391109	1.250	0	0	3,000	91.383	2,741,496.06	0.69
Total issue country Ireland							9,191,762.20	2.30
Issue country Italy								
ASTM 21/30 MTN	XS2412267515	1.500	3,000	0	3,000	81.760	2,452,800.06	0.61
Total issue country Italy							2,452,800.06	0.61
Issue country Croatia								
ERSTE+STE.BK 21/28	AT0000A2RZL4	0.750	0	0	3,000	81.465	2,443,955.37	0.61
Total issue country Croatia							2,443,955.37	0.61
Issue country Luxembourg								
CNH INDUSTR. 19/27	XS1969600748	1.750	0	0	2,000	92.727	1,854,548.04	0.46
GRAND CITY PROP.17/26 MTN	XS1654229373	1.375	0	0	2,200	86.865	1,911,021.22	0.48
Total issue country Luxembourg							3,765,569.26	0.94

ERSTE BOND EURO CORPORATE

Security designation	ISIN number	Interest rate	Purch./ additions Units/nominal	Sales/ disposals (nom. in 1,000, rounded)	Holding	Price	Value in EUR	% share of fund assets
Issue country Netherlands								
ACHMEA 19/39 FLR	XS2056491660	2.500	0	0	1,000	80.749	807,491.99	0.20
STELLANTIS 21/29 MTN	XS2356040357	0.750	0	0	3,000	84.340	2,530,212.03	0.63
STELLANTIS 21/33 MTN	XS2356041165	1.250	0	0	2,000	75.818	1,516,363.98	0.38
Total issue country Netherlands							4,854,068.00	1.21
Issue country Norway								
NORSK HYDRO 19/25	XS1974922442	1.125	0	0	4,000	94.933	3,797,327.88	0.95
Total issue country Norway							3,797,327.88	0.95
Issue country Austria								
ERSTE GR.BK. 19/30 MTN	XS2083210729	1.000	0	0	3,000	91.249	2,737,470.03	0.68
ERSTE GR.BK. 20/28 FLRMTN	AT0000A2KW37	0.100	0	0	3,000	84.368	2,531,039.88	0.63
ERSTE GR.BK. 21/31 MTN	AT0000A2N837	0.250	0	0	2,000	76.873	1,537,467.96	0.38
ERSTE GR.BK. 22/26 MTN	AT0000A2WVQ2	1.500	0	0	2,000	94.307	1,886,143.96	0.47
ERSTE GR.BK. 22/33 FLRMTN	AT0000A2YA29	4.000	0	0	1,500	93.675	1,405,131.00	0.35
HYPO NOE LB 22/25	AT0000A2XG57	1.375	0	0	3,000	94.949	2,848,458.03	0.71
HYPO VORARL. 23/26 MTN	AT0000A32RP0	4.125	1,000	0	1,000	98.708	987,078.02	0.25
OBERBANK 21/29 MTN	AT0000A2N7F1	0.625	0	0	1,600	81.435	1,302,966.06	0.33
OMV 19/34 MTN	XS2022093517	1.000	0	0	1,200	74.790	897,484.78	0.22
OMV AG 12/27 MTN	XS0834371469	3.500	0	0	300	99.757	299,271.01	0.07
UNIQA INSUR. 20/35 FLR	XS2199567970	3.250	0	0	500	92.740	463,700.00	0.12
VB VIENNA 21/26 MTN	AT000B122080	0.875	0	0	2,500	88.763	2,219,075.00	0.55
VERBUND AG 14/24	XS1140300663	1.500	0	0	1,000	97.267	972,668.00	0.24
VIENNA I.GRP 21/36 MTN	AT0000A2QL75	1.000	0	0	3,000	72.459	2,173,761.75	0.54
VOLKSBANK WIEN 17-27 FLR	AT000B121967	5.192	0	0	2,000	97.365	1,947,300.00	0.49
Total issue country Austria							24,209,015.48	6.05
Issue country Sweden								
AKELIUS RES. 17/25 MTN	XS1622421722	1.750	0	0	1,000	94.022	940,222.02	0.24
ALFA LA.TR. 19/24 MTN	XS2017324844	0.250	0	0	319	96.455	307,691.45	0.08
Total issue country Sweden							1,247,913.47	0.31
Issue country Spain								
BBVA 18/25 MTN	XS1820037270	1.375	0	0	1,000	95.323	953,229.98	0.24
BCO SABADELL 19/24 MTN	XS1991397545	1.750	0	0	4,000	97.935	3,917,400.00	0.98
BCO SANTANDER 18/25 MTN	XS1751004232	1.125	0	0	1,500	95.682	1,435,229.99	0.36
CAIXABANK 18/30 FLR MTN	XS1808351214	2.250	0	0	1,500	93.718	1,405,766.94	0.35
CELLNEX FIN. 21/33 MTN	XS2300293003	2.000	0	0	3,000	79.225	2,376,738.06	0.59
DRAGADOS 18/26 MTN	XS1799545329	1.875	0	0	3,000	93.748	2,812,440.03	0.70
Total issue country Spain							12,900,805.00	3.23
Issue country Czechia								
CESKA SPORIT 21/28 FLRMTN	AT0000A2STV4	0.500	0	0	2,200	81.178	1,785,913.01	0.45
Total issue country Czechia							1,785,913.01	0.45

Security designation	ISIN number	Interest rate	Purch./ additions Units/nominal (nom. in 1,000, rounded)	Sales/ disposals	Holding	Price	Value in EUR	% share of fund assets
Issue country Hungary								
ERSTE BK HU 22/26	AT0000A2VCV4	1.250	0	0	2,300	90.258	2,075,939.34	0.52
Total issue country Hungary							2,075,939.34	0.52
Total bonds denominated in EUR							83,258,384.52	20.82
Total publicly traded securities							83,258,384.52	20.82
Investment certificates								
Investment certificates denominated in EUR								
Issue country Croatia								
ERSTE E-CONSERVATIVE	HRERSIUCONS9		13,933	0	13,933	111.627	1,555,297.04	0.39
Total issue country Croatia							1,555,297.04	0.39
Issue country Austria								
ERSTE ALPHA 1 T	AT0000A03DF2		5,082	7,643	27,062	54.930	1,486,515.66	0.37
ERSTE ALPHA 2 T	AT0000A05F50		8,509	15,556	56,734	78.350	4,445,108.90	1.11
Total issue country Austria							5,931,624.56	1.48
Total investment certificates denominated in EUR							7,486,921.60	1.87
Total investment certificates							7,486,921.60	1.87
Securities admitted to organised markets								
Bonds denominated in EUR								
Issue country Australia								
TELSTRA CORP. 16/26 MTN	XS1395057430	1.125	0	0	1,500	93.609	1,404,128.96	0.35
Total issue country Australia							1,404,128.96	0.35
Issue country Belgium								
AB INBEV 15/30 MTN	BE6276040431	1.500	0	0	2,000	88.655	1,773,103.94	0.44
AB INBEV 16/28 MTN	BE6285455497	2.000	0	0	2,000	94.479	1,889,572.00	0.47
AB INBEV 18-27 MTN	BE6301510028	1.150	0	0	1,000	92.608	926,082.00	0.23
AGEAS 20/51 FLR	BE6325355822	1.875	0	0	4,100	73.741	3,023,397.48	0.76
BELFIUS BK 16-26	BE0002251206	3.125	0	0	2,600	96.488	2,508,687.97	0.63
ETHIAS VIE 15/26	BE6279619330	5.000	0	0	2,000	100.363	2,007,268.06	0.50
FLUVIUS SYSTEM 0.13-23MTN	BE0002443183	2.875	0	0	700	99.803	698,621.00	0.17
PROXIMUS 14/24 MTN	BE6265262327	2.375	0	0	1,000	98.925	989,250.00	0.25
Total issue country Belgium							13,815,982.45	3.45
Issue country Denmark								
ISS GLOBAL 14/24 MTN	XS1145526825	2.125	0	0	538	97.154	522,686.38	0.13
ISS GLOBAL 19/26 MTN	XS2013618421	0.875	0	0	5,000	91.217	4,560,870.00	1.14
ORSTED 21/3021 FLR REGS	XS2293075680	1.500	0	0	2,000	74.410	1,488,208.00	0.37
Total issue country Denmark							6,571,764.38	1.64

ERSTE BOND EURO CORPORATE

Security designation	ISIN number	Interest rate	Purch./ additions Units/nominal (nom. in 1,000, rounded)	Sales/ disposals	Holding	Price	Value in EUR	% share of fund assets
Issue country Germany								
AAREAL BANK MTN S.304	DE000A289LU4	0.250	0	0	5,100	76.522	3,902,601.55	0.98
ALLIANZ SUB 2019/2049	DE000A2YPFA1	1.301	0	0	3,000	80.690	2,420,700.06	0.61
BASF MTN 22/32	XS2491542457	3.750	2,500	0	2,500	98.991	2,474,780.08	0.62
COBA FIX-RESET 20/30 SUB.	DE000CZ45V25	4.000	0	0	1,300	94.956	1,234,425.44	0.31
DEKA MTN A.150	XS2082333787	0.300	0	0	3,500	88.474	3,096,596.90	0.77
DEUT.BOERSE ANL 21/31	DE000A3H2465	0.125	0	0	3,000	79.115	2,373,438.03	0.59
DEUT.BOERSE ANL 22/32	DE000A3MQXZ2	1.500	0	0	4,000	86.000	3,440,000.00	0.86
DT.BANK MTN 20/27	DE000DL19U23	1.625	0	0	3,000	90.366	2,710,968.03	0.68
E.ON SE MTN 20/25	XS2152899584	1.000	0	0	3,102	94.847	2,942,141.63	0.74
HOWOGE MTN 21/28	DE000A3H3GF4	0.625	3,000	0	3,000	82.878	2,486,345.91	0.62
HOWOGE MTN 21/33	DE000A3H3GG2	1.125	0	0	4,000	72.671	2,906,831.96	0.73
LBBW MTN 21/29	DE000LB2V5T1	0.375	0	0	2,400	80.431	1,930,334.47	0.48
LBBW NACHR.MTN 16/26	DE000LB1B2E5	2.875	0	0	200	94.275	188,550.00	0.05
LBBW T2 MTN 19/29	DE000LB13HZ5	2.200	0	0	2,500	83.557	2,088,915.05	0.52
WUESTENROT+WUERTT 21/41	XS2378468420	2.125	0	0	4,200	71.106	2,986,468.80	0.75
Total issue country Germany							37,183,097.91	9.30
Issue country Finland								
SAMPO 20/52 FLR MTN	XS2226645278	2.500	0	0	3,000	77.955	2,338,650.06	0.58
Total issue country Finland							2,338,650.06	0.58
Issue country France								
AXA 18/49 FLR MTN	XS1799611642	3.250	4,000	0	4,000	90.601	3,624,032.00	0.91
AXA S.A 04/UND. FLR MTN	XS0203470157	3.139	0	0	2,000	82.840	1,656,800.00	0.41
BANQUE POSTALE 16/28 MTN	FR0013181898	3.000	0	0	3,000	92.132	2,763,960.12	0.69
BNP PAR.CARDIF. 17/24	FR0013299641	1.000	0	0	5,000	95.617	4,780,860.15	1.20
BNP PARIBAS 17/28 MTN	XS1722801708	1.500	0	0	1,000	89.737	897,368.01	0.22
BNP PARIBAS 20/32 FLR MTN	FR0013476611	1.125	0	0	2,000	86.444	1,728,887.94	0.43
BPCE 18/28 MTN	FR0013312501	1.625	0	0	1,000	89.619	896,190.03	0.22
BPCE S.A. 18/26 MTN	FR0013323664	1.375	0	0	3,000	93.676	2,810,280.09	0.70
BQUE F.C.MTL 19/29 MTN	FR0013425162	1.875	4,000	0	4,000	86.069	3,442,752.08	0.86
CARREFOUR 15/25 MTN	XS1179916017	1.250	0	0	1,000	95.398	953,980.03	0.24
CFCM NORD EUROPE 16-26	FR0013201431	2.125	0	0	2,500	94.605	2,365,135.00	0.59
COMP.DE ST.-GOBAIN 18/26	XS1793349926	1.125	0	0	2,000	93.858	1,877,167.96	0.47
CR.MUT.ARKEA 17/29 MTN	FR0013236544	3.500	0	0	2,000	94.881	1,897,612.00	0.47
CRED.AGRIC.ASSUR. 14-UND.	FR0012222297	4.500	0	0	3,000	97.210	2,916,299.97	0.73
CREDIT AGRIC. 15/27	XS1204154410	2.625	0	0	2,200	94.494	2,078,872.44	0.52
CREDIT AGRIC. 20/32 MTN	XS2099546488	0.875	0	0	2,000	78.181	1,563,624.26	0.39
CREDIT AGRIC. 21/28 MTN	FR0014003182	0.375	0	0	3,500	85.127	2,979,444.97	0.74
DANONE 20/27 MTN	FR0013495181	0.571	0	0	3,000	90.803	2,724,090.03	0.68
EDENRED 15-25	FR0012599892	1.375	0	0	2,400	96.110	2,306,640.02	0.58
EL. FRANCE 10-40 MTN	FR0010961581	4.500	3,000	0	3,000	100.114	3,003,408.06	0.75
EL. FRANCE 18-30 MTN	FR0013368545	2.000	0	0	2,000	88.415	1,768,307.96	0.44
EL. FRANCE 2024 MTN	FR0010800540	4.625	0	0	600	100.670	604,022.00	0.15
ELECT.FRANCE 19/UND. FLR	FR0013464922	3.000	0	0	600	86.000	516,000.00	0.13
ELO S.A. 22/28 MTN	FR001400EHH1	4.875	3,000	0	3,000	96.931	2,907,924.03	0.73

Security designation	ISIN number	Interest rate	Purch./ additions Units/nominal (nom. in 1,000, rounded)	Sales/ disposals	Holding	Price	Value in EUR	% share of fund assets
RTE RE.TRAN.ELE.16-26 MTN	FR0013152899	1.000	0	0	1,000	92.257	922,570.27	0.23
SOC GENERALE 15/25 MTN	XS1195574881	2.625	0	0	500	97.427	487,135.01	0.12
STE GENERALE 20/30 FLRMTN	FR00140000Z2	1.000	0	0	3,000	89.920	2,697,599.94	0.67
TELEPERFORM. 18-25	FR0013346822	1.875	0	0	4,000	95.260	3,810,395.52	0.95
URW 16/26 MTN	XS1376614118	1.375	0	0	3,000	93.464	2,803,929.51	0.70
WPP FINANCE 14/26 MTN	XS1112013666	2.250	0	0	1,000	95.090	950,899.96	0.24
Total issue country France							64,736,189.36	16.19
Issue country Great Britain								
BARCLAYS 20/25 FLR MTN	XS2150054026	3.375	0	0	3,000	99.245	2,977,350.00	0.74
BP CAP.MKTS 19/31 MTN	XS1992927902	1.231	0	0	3,000	82.059	2,461,782.06	0.62
BP CAP.MKTS 20/28 MTN	XS2135799679	2.519	3,000	0	3,000	94.683	2,840,484.00	0.71
BP CAPITAL MKTS 14/26 MTN	XS1040506898	2.972	0	0	2,000	98.305	1,966,096.04	0.49
DIAGEO FIN. 20/32 MTN	XS2147889690	2.500	0	0	2,000	92.427	1,848,540.04	0.46
EASYJET PLC 19/25 MTN	XS2009152591	0.875	0	0	2,500	94.154	2,353,854.95	0.59
HSBC HLDGS 16/27 MTN	XS1379184473	2.500	0	0	3,000	95.427	2,862,808.92	0.72
HSBC HLDGS 23/32 FLR MTN	XS2597114284	4.787	3,000	0	3,000	101.305	3,039,150.00	0.76
INTERMED.CAP 20/27	XS2117435904	1.625	0	0	2,500	85.495	2,137,384.98	0.53
LLOYDS BKG GRP 18/28 FLR	XS1788982996	1.750	0	0	2,000	99.550	1,991,000.00	0.50
RENTOKIL IN. 20/28 MTN	XS2242921711	0.500	3,000	0	3,000	84.015	2,520,455.94	0.63
SSE PLC 20/30 MTN	XS2156787173	1.750	0	0	2,000	87.840	1,756,797.64	0.44
STD.CHARTER 21/29 FLR MTN	XS2407969885	0.800	0	0	3,000	83.543	2,506,289.97	0.63
VODAFONE GRP 18/78 FLR	XS1888179550	4.200	0	0	1,000	93.004	930,036.01	0.23
Total issue country Great Britain							32,192,030.55	8.05
Issue country Italy								
ENI S.P.A. 15/26 MTN	XS1180451657	1.500	0	0	1,100	94.363	1,037,997.43	0.26
EXOR 14/24	XS1119021357	2.500	0	0	1,000	97.982	979,815.98	0.24
INTESA SAN. 19/29 MTN	XS2022424993	1.750	0	0	3,000	87.024	2,610,707.94	0.65
INTESA SANP. 21/31 MTN	XS2304664597	1.350	4,000	0	4,000	77.293	3,091,704.12	0.77
UNICREDIT 19/29 FLR MTN	XS2055089457	2.000	0	0	2,000	95.328	1,906,560.06	0.48
Total issue country Italy							9,626,785.53	2.41
Issue country Japan								
NISSAN MOTOR 20/28 REGS	XS2228683350	3.201	0	0	4,500	90.853	4,088,375.91	1.02
Total issue country Japan							4,088,375.91	1.02
Issue country Jersey								
UBS GROUP 16/24	CH0341440334	1.500	0	0	5,000	97.970	4,898,500.05	1.22
Total issue country Jersey							4,898,500.05	1.22
Issue country Luxembourg								
ALLERGAN FNDG 17/29	XS1622621222	2.125	0	0	200	87.260	174,520.00	0.04
DH EUR.F.II. 19/26	XS2050404636	0.200	0	0	2,000	91.163	1,823,256.08	0.46
DH EUR.F.II. 19/49	XS2051149552	1.800	0	0	3,000	66.155	1,984,649.97	0.50
MEDTR.GLB HD 19/39	XS1960678685	2.250	0	0	2,000	79.131	1,582,628.02	0.40
SES 22/29 MTN	XS2489775580	3.500	3,000	0	3,000	92.869	2,786,080.41	0.70

ERSTE BOND EURO CORPORATE

Security designation	ISIN number	Interest rate	Purch./ additions Units/nominal	Sales/ disposals (nom. in 1,000, rounded)	Holding	Price	Value in EUR	% share of fund assets
SES S.A. 19/27 MTN	XS2075811781	0.875	0	0	2,000	85.910	1,718,195.96	0.43
Total issue country Luxembourg							10,069,330.44	2.52
Issue country Netherlands								
A.MED.SYS.EU 22/34	XS2452435295	1.875	0	0	3,000	83.017	2,490,504.00	0.62
ABERTIS INF. 20/UND. FLR	XS2256949749	3.248	0	0	3,000	91.250	2,737,500.00	0.68
ATHORA NETH. 21/31 FLR	XS2330501995	2.250	0	0	3,000	84.570	2,537,100.00	0.63
BMW FIN. 21/33 MTN	XS2280845145	0.200	0	0	5,000	74.146	3,707,320.00	0.93
DIG.DUT.FIN. 20/30	XS2100664114	1.500	0	0	4,000	82.041	3,281,655.88	0.82
DT. BAHN FIN. 15/30 MTN	XS1316420089	1.625	0	0	500	89.080	445,400.01	0.11
HEINEKEN 12/24 MTN	XS0758420748	3.500	0	0	500	100.084	500,420.00	0.13
HEINEKEN 12/25 MTN	XS0811555183	2.875	0	0	2,000	98.555	1,971,096.04	0.49
HEINEKEN 16/26 MTN	XS1401174633	1.000	0	0	1,000	93.429	934,291.99	0.23
ING GROEP 18/25 MTN	XS1771838494	1.125	0	0	1,000	95.775	957,750.02	0.24
ING GROEP NV 19/26 MTN	XS1933820372	2.125	0	0	2,000	96.277	1,925,543.98	0.48
KON. KPN 09/24 MTN	XS0454773713	5.625	0	0	200	101.868	203,736.40	0.05
KONINKLIJKE DSM 14/24 MTN	XS1041772986	2.375	0	0	2,000	98.960	1,979,200.00	0.49
M.B.INT.FIN. 18/25MTN	DE000A190NE4	1.000	0	0	5,000	94.934	4,746,709.80	1.19
MADRILENA FIN. 17/29 MTN	XS1596740453	2.250	0	0	1,000	85.779	857,788.01	0.21
NATURGY FINANCE 15/25 MTN	XS1170307414	1.375	0	0	1,000	95.893	958,932.04	0.24
NN GROUP 14/UND. FLR	XS1028950290	4.500	0	0	2,000	97.000	1,940,000.00	0.49
RABOBK NEDERLD 15/27 MTN	XS1180130939	1.375	0	0	3,600	92.914	3,344,910.08	0.84
SIEMENS FIN 19/34 MTN	XS2049616894	0.500	0	0	3,000	73.764	2,212,931.91	0.55
VONOVIA FINANCE 18/28 MTN	DE000A19UR79	1.500	4,900	0	4,900	87.317	4,278,542.80	1.07
Total issue country Netherlands							42,011,332.96	10.50
Issue country Norway								
SBK 1 OSTL. 21/28 MTN	XS2308586911	0.125	0	0	2,000	83.638	1,672,752.08	0.42
Total issue country Norway							1,672,752.08	0.42
Issue country Austria								
A1 TOWERS H. 23/28	XS2644414125	5.250	1,200	0	1,200	102.169	1,226,028.00	0.31
BAWAG GROUP 19/29 FLR MTN	XS1968814332	2.375	0	0	2,500	94.245	2,356,125.00	0.59
BAWAG P.S.K. 23/27 MTN	XS2531479462	4.125	1,700	0	1,700	98.641	1,676,890.23	0.42
ERDOEL-LAGERGES. 13-28	XS0905658349	2.750	3,200	0	3,500	96.551	3,379,285.11	0.84
Total issue country Austria							8,638,328.34	2.16
Issue country Sweden								
ERICSSON 22/27 MTN	XS2441574089	1.125	3,200	0	3,200	88.521	2,832,682.37	0.71
MOELNLYCKE HLDG 15/24	XS1317732771	1.750	0	4,000	1,000	98.592	985,920.00	0.25
MOELNLYCKE HLDG 17/25	XS1564337993	1.875	1,500	0	1,500	96.235	1,443,530.96	0.36
SANDVIK 14/26 MTN	XS1078218218	3.000	0	0	2,000	97.875	1,957,490.38	0.49
TELE2 AB 18/28 MTN	XS1907150780	2.125	0	0	2,000	92.238	1,844,759.98	0.46
TELIA COMPANY AB 12/24MTN	XS0746010908	3.625	0	0	750	99.794	748,455.00	0.19
Total issue country Sweden							9,812,838.69	2.45

Security designation	ISIN number	Interest rate	Purch./ additions Units/nominal (nom. in 1,000, rounded)	Sales/ disposals	Holding	Price	Value in EUR	% share of fund assets
Issue country Switzerland								
UBS GROUP 17-25 FLR	CH0343366842	1.250	0	0	5,000	96.503	4,825,159.85	1.21
Total issue country Switzerland							4,825,159.85	1.21
Issue country Spain								
FFC AQUALIA SA 17/27	XS1627343186	2.629	0	0	3,000	94.005	2,820,162.06	0.71
Total issue country Spain							2,820,162.06	0.71
Issue country USA								
AIR PR.+CHEM 20/32	XS2166122486	0.800	3,000	0	3,000	78.660	2,359,806.06	0.59
AT + T 17/36	XS1629866432	3.150	0	0	4,000	87.127	3,485,079.96	0.87
BANK AMERI. 14/24 MTN	XS1079726334	2.375	0	0	3,000	98.625	2,958,750.00	0.74
BECTON,DICKINS. 16/26	XS1531347661	1.900	0	0	300	94.505	283,515.61	0.07
BOOKING HLDG 22/29	XS2555220867	4.250	3,000	0	3,000	101.945	3,058,355.94	0.76
BOOKING HLDGS 15/27	XS1196503137	1.800	0	0	3,000	93.586	2,807,585.91	0.70
BOSTON SCIEN 19/27	XS2070192591	0.625	0	0	3,000	88.069	2,642,070.00	0.66
CELANESE US 21/28	XS2385114298	0.625	5,000	0	5,000	78.865	3,943,259.80	0.99
DIG.EURO FI. 19/28 REGS	XS2063495811	1.125	0	0	2,000	85.297	1,705,935.98	0.43
DISCOVERY COMM. 15/27	XS1117298247	1.900	0	0	200	91.985	183,970.00	0.05
FID.NATL INF 19/39	XS1843436145	2.950	0	0	4,000	80.993	3,239,736.04	0.81
GOLDM.S.GRP 14/26 MTN	XS1074144871	2.875	0	0	1,000	97.729	977,292.02	0.24
IBM 20/32	XS2115091808	0.650	0	0	3,000	77.850	2,335,499.94	0.58
IBM 20/40	XS2115092012	1.200	0	0	2,928	66.297	1,941,176.07	0.49
THERMO FISH. 19/49	XS2058557344	1.875	0	0	2,500	64.308	1,607,690.05	0.40
THERMO FISH. 20/32	XS2010032451	2.375	0	0	2,500	90.367	2,259,165.00	0.56
THERMO FISH.SCI. 16/24	XS1405775708	0.750	0	0	1,000	96.550	965,500.03	0.24
V.F. CORP. 20/28	XS2123970167	0.250	0	0	3,000	83.972	2,519,160.00	0.63
V.F. CORP. 20/32	XS2123970241	0.625	0	0	2,000	73.121	1,462,411.96	0.37
VERIZON COMM 17/29	XS1708167652	1.875	0	0	500	88.853	444,267.01	0.11
WALGREENS BO. A. 14/26	XS1138360166	2.125	0	0	1,700	92.867	1,578,738.95	0.39
WELLS FARGO 14/24 MTN	XS1074382893	2.125	0	0	3,000	98.405	2,952,150.00	0.74
Total issue country USA							45,711,116.33	11.43
Total bonds denominated in EUR							302,416,525.91	75.62
Total securities admitted to organised markets							302,416,525.91	75.62
Unlisted securities								
Bonds denominated in EUR								
Issue country USA								
LEHMAN BROTH.07/19FLR MTN	XS0287044969	0.000	0	0	1,250	0.000	0.00	0.00
Total issue country USA							0.00	0.00
Total bonds denominated in EUR							0.00	0.00
Total unlisted securities							0.00	0.00

ERSTE BOND EURO CORPORATE

Security designation	ISIN number	Holding	Unrealised result in EUR	% share of fund assets
Derivatives				
Financial futures denominated in EUR				
Issue country Germany				
EURO-BOBL FUTURE Sep23	EB0B070923	300	364,149.99	0.09
		Total issue country Germany	364,149.99	0.09
		Total financial futures denominated in EUR	364,149.99	0.09
		Total derivatives	364,149.99	0.09
Breakdown of fund assets				
Transferable securities			393,161,832.03	98.31
Financial futures			364,149.99	0.09
Bank balances			2,712,450.88	0.68
Interest entitlements			3,693,489.92	0.92
Other deferred items			-4,768.65	- 0.00
Fund assets			399,927,154.17	100.00
Investor note:				
The values of assets in illiquid markets may deviate from their actual selling prices.				
Dividend-bearing units outstanding	AT0000724216	units	723,604.608	
Value of dividend-bearing unit	AT0000724216	EUR	92.18	
Dividend-bearing units outstanding	AT0000A1YRJ3	units	91,129.000	
Value of dividend-bearing unit	AT0000A1YRJ3	EUR	87.72	
Dividend-bearing units outstanding	AT0000A1YRK1	units	1,495.000	
Value of dividend-bearing unit	AT0000A1YRK1	EUR	92.22	
Dividend-bearing units outstanding	AT0000A28FD9	units	261.105	
Value of dividend-bearing unit	AT0000A28FD9	CZK	2,060.39	
Non-dividend-bearing units outstanding	AT0000724224	units	772,643.538	
Value of non-dividend-bearing unit	AT0000724224	EUR	153.90	
Non-dividend-bearing units outstanding	AT0000A1YRL9	units	404,264.410	
Value of non-dividend-bearing unit	AT0000A1YRL9	EUR	91.73	
Non-dividend-bearing units outstanding	AT0000A2B543	units	40,558.657	
Value of non-dividend-bearing unit	AT0000A2B543	EUR	89.38	
KEST-exempt non-dividend-bearing units outstanding	AT0000658968	units	141,537.071	
Value of KEST-exempt non-dividend-bearing unit	AT0000658968	EUR	179.01	
KEST-exempt non-dividend-bearing units outstanding	AT0000639414	units	17,046.166	
Value of KEST-exempt non-dividend-bearing unit	AT0000639414	CZK	4,269.98	

KEST-exempt non-dividend-bearing units outstanding	AT0000A00GB0	units	20.000
Value of KEST-exempt non-dividend-bearing unit	AT0000A00GB0	HUF	69,216.75
KEST-exempt non-dividend-bearing units outstanding	AT0000A1YRM7	units	279,556.000
Value of KEST-exempt non-dividend-bearing unit	AT0000A1YRM7	EUR	93.19
KEST-exempt non-dividend-bearing units outstanding	AT0000A1YRN5	units	1,183,657.926
Value of KEST-exempt non-dividend-bearing unit	AT0000A1YRN5	EUR	93.77
KEST-exempt non-dividend-bearing units outstanding	AT0000A1YRP0	units	0.000
Value of KEST-exempt non-dividend-bearing unit	AT0000A1YRP0	CZK	2,202.90
KEST-exempt non-dividend-bearing units outstanding	AT0000A1YRQ8	units	0.000
Value of KEST-exempt non-dividend-bearing unit	AT0000A1YRQ8	HUF	35,723.15

The Fund is not permitted to engage in repurchase agreements pursuant to Regulation (EU) No. 2015/2365 (Regulation on Transparency of Securities Financing Transactions and of Reuse). For this reason, repurchase agreements were not employed.

No total return swaps pursuant to Regulation (EU) 2015/2365 (Regulation on Transparency of Securities Financing Transactions and of Reuse) were concluded for the Fund during the reporting period.

The Fund is permitted to engage in securities lending agreements pursuant to Regulation (EU) No. 2015/2365 (Regulation on Transparency of Securities Financing Transactions and of Reuse) according to the fund rules. Securities lending transactions took place during the reporting period. The following securities lending agreements were active at the end of the accounting year:

Securities lending

As of 31 July 2023, the following securities were registered as lent in the following amounts and at the following fees in the securities lending system of Erste Group Bank AG:

Security designation	ISIN number	Lent amount	Fee rate in %
		Units/nominal (nom. in 1,000, rounded)	
BMW FIN. 21/33 MTN	XS2280845145	1,100	1.05
BMW FIN. 21/33 MTN	XS2280845145	500	0.90
BNP PARIBAS 17/28 MTN	XS1722801708	500	0.90
BP CAPITAL MKTS 14/26 MTN	XS1040506898	500	0.90
DANONE 20/27 MTN	FR0013495181	1,000	1.02
DANONE 20/27 MTN	FR0013495181	1,000	1.02
DANONE 20/27 MTN	FR0013495181	1,000	1.20
DRAGADOS 18/26 MTN	XS1799545329	1,000	0.60
DRAGADOS 18/26 MTN	XS1799545329	900	0.48
EL. FRANCE 10-40 MTN	FR0010961581	1,000	0.87
EL. FRANCE 18-30 MTN	FR0013368545	2,000	0.30
FFC AQUALIA SA 17/27	XS1627343186	500	1.02
STELLANTIS 21/29 MTN	XS2356040357	1,200	0.69
STELLANTIS 21/29 MTN	XS2356040357	1,000	0.42
STELLANTIS 21/29 MTN	XS2356040357	800	0.60
URW 16/26 MTN	XS1376614118	2,500	0.78
URW 16/26 MTN	XS1376614118	500	1.20
VB VIENNA 21/26 MTN	AT000B122080	1,800	1.35
VIENNA I.GRP 21/36 MTN	AT0000A2QL75	1,000	0.75
VIENNA I.GRP 21/36 MTN	AT0000A2QL75	1,900	0.48
VODAFONE GRP 18/78 FLR	XS1888179550	500	0.87

The following collateral has been provided for these lending transactions:

Security designation	ISIN number	Nominal
SLOVAKIA 20/32	SK4000017166	840,000
SLOVAKIA 2025	SK4120007543	9,550,000
SLOVAKIA 14-29	SK4120009762	4,260,000
SLOVAKIA 19/30	SK4120015173	6,570,000

Information pursuant to Article 13 of Regulation (EU) 2015/2365 on transparency of securities financing transactions and of reuse

General information:

Amount of securities on loan

Securities on loan:	€	19,524,437.27
as a percentage of the fund assets (less cash and cash equivalents):		4.92%

Amount of assets engaged (excluding securities lending):

(for the relevant type of securities financing transaction):	€	19,524,437.27
as a percentage of the fund assets:		4.88%

Concentration data:

Ten largest collateral issuers:

- Volume of collateral received and name of issuer		Value in EUR	
Slovakia, Republic	SK4000017166	€	676,927.56
Slovakia, Republic	SK4120007543	€	10,058,362.20
Slovakia, Republic	SK4120009762	€	4,403,991.20
Slovakia, Republic	SK4120015173	€	5,503,692.61
		€	20,642,973.57

Top ten counterparties for each type of securities financing transaction (excluding securities lending):

Name of the counterparties:	exclusively Erste Group Bank AG
Gross volume of outstanding transactions:	19,524,437.27

Aggregate transaction data for each type of securities financing transaction and total return swap:

	ISIN	Type of collateral	Maturity/days	Rating	Currency	Value in EUR
Slovakia, Republic	SK4000017166	govt. guarantee	unlimited	A+	EUR €	676,927.56
Slovakia, Republic	SK4120007543	govt. guarantee	unlimited	A+	EUR €	10,058,362.20
Slovakia, Republic	SK4120009762	govt. guarantee	unlimited	A+	EUR €	4,403,991.20
Slovakia, Republic	SK4120015173	govt. guarantee	unlimited	A+	EUR €	5,503,692.61
						€ 20,642,973.57

Securities lending broken down by maturity:

Maturity of < 1 day	
Maturity of 1–7 days	€ 1,450,273.06
Maturity of 8–30 days	€ 910,167.36
Maturity of 31–90 days	€ 7,347,920.60
Maturity of 91–360 days	€ 9,816,076.25
Maturity of > 360 days	

Country of the counterparty:	Austria
Settlement (bilateral/central, etc.):	bilateral

Data on reuse of collateral:

- Share of collateral received that is reused (as a percentage):	0.00%
- Cash collateral reinvestment returns to the fund:	0.00%

Custodians of the collateral received:

Number:	1
Name of the custodians of the collateral:	Erste Group Bank AG
Amount of collateral safe-kept:	€ 20,642,973.57

Safekeeping of collateral granted by the fund:

Share of collateral held in segregated accounts:	None
--	------

**Return and cost for the individual financing transactions as a percentage
of overall returns generated by financing transactions:**

100%

Explanation on disclosure pursuant to Delegated Regulation (EU) No. 2016/2251 supplementing Regulation (EU) No. 648/2012 of the European Parliament and of the Council on OTC derivatives, central counterparties, and trade repositories with regard to regulatory technical standards for risk-mitigation techniques for OTC derivative contracts not cleared by a central counterparty:

All OTC derivatives are traded through Erste Group Bank AG.

In the event of negative derivatives exposure, collateral in the form of cash or bonds is pledged to Erste Group Bank AG in accordance with the contractually agreed threshold.

In the event of positive derivatives exposure, EUR-denominated government bonds from the Republic of Austria and/or the Federal Republic of Germany are pledged by Erste Group Bank AG to the Fund in accordance with the contractually agreed threshold. A one-time discount of 4% is agreed with the counterparty for this collateral. Collateral that would require a higher discount pursuant to Annex II to Delegated Regulation (EU) No. 2016/2251 is not accepted.

Purchases and sales of transferable securities in the reporting period not listed in the statement of assets and liabilities

Security designation	ISIN number	Interest rate	Purch./ additions Units/nominal (nom. in 1,000, rounded)	Sales/ disposals
Publicly traded securities				
Bonds denominated in EUR				
Issue country Bermuda				
BACARDI 13/23	XS0947658208	2.750	0	500
Issue country Germany				
DZ BANK MTN.16/23	XS1433231377	1.250	0	2,900

ERSTE BOND EURO CORPORATE

Security designation	ISIN number	Interest rate	Purch./ additions Units/nominal (nom. in 1,000, rounded)	Sales/ disposals
Issue country Finland				
NOKIA OYJ 17/24 MTN	XS1577731604	2.000	0	3,000
Issue country France				
AXA S.A. 13/43 FLR MTN	XS0878743623	0.000	0	1,000
BNP PARIBAS 16/22 MTN	XS1394103789	0.750	0	200
BPCE 17/23 MTN	FR0013231743	1.125	0	200
EL. FRANCE 12-23 MTN	FR0011318658	2.750	0	200
ORANGE 10/22 MTN	XS0541453147	3.375	0	250
Issue country Netherlands				
IBERDROLA INTL 14/22 MTN	XS1057055060	2.500	0	300
RABOBK NEDERLD 13/23 MTN	XS0933540527	2.375	0	200
Issue country Spain				
RED ELECTR. F. 14/23 MTN	XS1079698376	2.125	0	300
Investment certificates				
Investment certificates denominated in EUR				
Issue country Austria				
1.RES.BD G.H.Y. R01E0T	AT0000A2DY00		0	31,100
Securities admitted to organised markets				
Bonds denominated in EUR				
Issue country Belgium				
BELFIUS BK 18/23 MTN	BE6307427029	0.625	0	2,000
KBC GROEP 16/23 MTN	BE0002266352	0.750	0	2,000
Issue country Denmark				
ORSTED 2013/3013 FLR	XS0943370543	0.000	0	396
Issue country Germany				
ALLIANZ SE MTN.13/UNL.	DE000A1YCQ29	4.750	0	3,000
DT.TELEKOM MTN 19/39	DE000A2LQRS3	2.250	0	2,000
VOLKSW.FIN.SERV.MTN.20/25	XS2152062209	3.000	0	3,000
VOLKSWAGEN LEASING 17/25	XS1642590480	1.375	0	1,000

Security designation	ISIN number	Interest rate	Purch./ additions Units/nominal (nom. in 1,000, rounded)	Sales/ disposals
Issue country France				
AIR LIQUIDE FIN. 16/24MTN	FR0013182839	0.750	0	2,000
ORANGE 13/24 MTN	FR0011560077	3.125	0	1,000
VEOLIA ENVIR 15/25 MTN	FR0012949923	1.750	0	2,000
VEOLIA ENVIRONN.12/27 MTN	FR0011224963	4.625	0	500
Issue country Italy				
INTESA SAN. 13/23 MTN	XS0986194883	4.000	0	2,250
Issue country Netherlands				
FRESENIUS SE 14/24 REGS	XS1026109204	4.000	0	3,000
VOLKSWAGEN INTL 17/23	XS1586555861	1.125	0	1,500
VOLKSWAGEN INTL17/UND.FLR	XS1629774230	3.875	0	3,000
VW INTL.FIN 21/41 MTN	XS2289841087	1.500	0	3,700
Issue country Austria				
VIENNA INS.GRP 15-46 FLR	AT0000A1D5E1	3.750	0	2,000
Issue country USA				
BORGWARNER 21/31	XS2343846940	1.000	0	5,000
VERIZON COMM 14/26	XS1030900242	3.250	0	500
Unlisted securities				
Bonds denominated in EUR				
Issue country Germany				
ALLIANZ SE MTN.13/UNL.	DE000A351N06	4.750	3,000	3,000
Issue country Slovakia				
SLOVENSK.SPO 21/28 MTN	SK4000019337	0.375	0	2,000

Vienna, 2 October 2023

Erste Asset Management GmbH
Electronically signed

Inspection information: The electronic signatures of this document can be inspected at the website of Rundfunk und Telekom Regulierungs-GmbH (<https://www.signatur.rtr.at/de/vd/Pruefung.html>).

Note: This document was signed with two qualified electronic signatures. A qualified electronic signature has the same legal effect as a hand-written signature (Article 25 of Regulation [EU] No 910/2014 [eIDAS Regulation]).

Remuneration Policy

Remuneration paid to employees of Erste Asset Management GmbH in EUR (2021 financial year of Erste Asset Management GmbH)

No investment success bonuses are paid, and no other amounts are paid directly from the investment funds.

Number of employees as of 31.12.2021	262
Number of risk bearers in 2021	133
Fixed remuneration	18,971,588
Variable remuneration (bonuses)	5,819,336
Total employee remuneration	24,790,924
Thereof remuneration for managing directors	1,259,918
Thereof remuneration for managerial risk bearers	3,907,911
Thereof remuneration for risk bearers with control functions*	1,481,773
Thereof remuneration for other risk bearers	7,868,465
Thereof remuneration for employees in the same income bracket as managers and risk bearers due to the amount of their total remuneration	0
Total remuneration for risk bearers	14,518,067

* Managers with control functions are reported in this group

Principles governing performance-based remuneration components

The Management Company has adopted remuneration principles to prevent possible conflicts of interest and to ensure compliance with the standard rules of conduct when awarding remuneration to relevant persons.

Fixed salary components make up a large enough share of the total remuneration of all employees of the Management Company that a variable remuneration policy can be applied on an individualised basis.

The total remuneration (fixed and variable components) is governed by the principle of balance and is linked to sustainability so that the acceptance of excessive risks is not rewarded. Therefore, the variable remuneration forms no more than a balanced portion of the total remuneration awarded to an employee.

The performance-based remuneration components serve the short-term and long-term interests of the Management Company and contribute to preventing risky behaviour. The performance-based remuneration components take into account individual performance as well as the profitability of the Management Company.

The size of the bonus pool is calculated based on the bonus potential that can be applied to the different employee categories. Bonus potential is a percentage of the fixed annual gross remuneration. The bonus potential can be no more than 100% of the fixed annual gross remuneration. The bonus pool is adjusted depending on the success of the Management Company. The personal bonus is linked to individual performance. The total of personal bonuses is limited by the size of the bonus pool after deduction of penalties.

The performance-based payments are capped at 100% of the annual gross remuneration for all employees, including the material risk bearers (according to the definition in the remuneration policy) and managing directors of the Management Company.

The remuneration system is made up of three components:

- 1) Fixed remuneration
- 2) Variable remuneration
- 3) Fringe benefits

The bonus potential is based on the fixed annual gross remuneration. The target agreements concluded with the employees contain qualitative and/or quantitative objectives. The payment of performance-based remuneration components is subject to a minimum profitability level for the Management Company and to performance targets.

Sixty per cent of the performance-based remuneration components are paid immediately; for employees who are involved directly in fund and portfolio management, 50% of this is paid immediately in cash and 50% is paid one year later in the form of non-cash instruments. The remaining 40% of the performance-based remuneration components are retained and paid out over a period of three years, with 50% of this also being paid in cash and 50% in the form of non-cash instruments for employees who are involved directly in fund and portfolio management. The non-cash instruments can consist of units in an investment fund that is administered by the Management Company, equivalent holdings or instruments linked to units, or equivalent non-cash instruments. Based on the principle of proportionality, the Management Company has set a materiality threshold below which there is no incentive to enter into inappropriate risks, for which reason there is no need to make delayed payment or payment in the form of a non-cash instrument. Other non-cash benefits are fringe benefits that are not associated with performance but with a specific position (e.g. company car) or that apply for all employees (e.g. holiday).

The Supervisory Board of the Management Company has set up a Remuneration Committee to ensure that the remuneration policy and its application are independently assessed. This committee consists of the following persons: Rudolf Sagmeister, Harald Gasser (remuneration expert), and Heinrich Hubert Reiner.

The complete remuneration policy of the Management Company can be viewed at http://www.erste-am.at/de/private_anleger/wer-sind-wir/investmentprozess.

The last audit of compliance with the requirements of the remuneration policy by the Supervisory Board in March 2022 revealed no deviations. There were also no material findings during the last audit by the Internal Auditing department.

No material changes were made to the remuneration policy during the past accounting year.

Audit Report*

Statement on the annual report

Audit opinion

We have audited the annual report prepared by Erste Asset Management GmbH, Vienna, for the fund under its management

ERSTE BOND EURO CORPORATE
Jointly owned fund pursuant to the InvFG

consisting of the statement of assets and liabilities as of 31 July 2023, the income statement for the accounting year ending on this date, and the other information specified in Annex I Schedule B of the Austrian Investment Fund Act 2011 (InvFG 2011).

Based on the findings of our audit, we believe that the annual report satisfies the legal requirements and provides a true and fair view of the assets and financial position as of 31 July 2023 and of the earnings position of the fund for the accounting year ending on this date in accordance with Austrian commercial law and the provisions of the InvFG 2011.

Basis for the audit opinion

We conducted our audit in accordance with § 49 (5) InvFG 2011 and in accordance with the Austrian principles of good auditing. These principles require the application of the International Standards on Auditing (ISA). Our responsibilities under these regulations and standards are described in the section “Responsibilities of the auditor in auditing the annual report” of our audit report. We are independent from the company as specified by the Austrian commercial and industry regulations and fulfilled our other professional obligations in accordance with these requirements. We feel that the audit evidence that we obtained up to the date of the audit certificate is sufficient and suitable to serve as a basis for our audit opinion as of that date.

Other information

The legal representatives are responsible for the other information. The other information includes all information in the annual report except for the statement of assets and liabilities, the income statement, the other information specified in Annex I Schedule B of the InvFG 2011, and the audit report.

Our audit opinion does not cover this other information, and we provide no assurance whatsoever for this other information.

In the context of our review of the annual report, we are responsible for reading this other information and assessing whether the other information contains material inconsistencies with the annual report or with the information gathered by us during our audit, or appears to contain other manners of material misstatements.

Should we come to the conclusion on the basis of the work completed with the other information received before the date of the audit report that this other information contains a material misstatement, we are required to report about this fact. We have nothing to report in this regard.

Management and supervisory board responsibilities relating to the annual report

The legal representatives are responsible for preparing the annual report and for ensuring that this report provides a true and fair view of the assets and financial and earnings position of the fund in accordance with Austrian commercial law and the provisions of the InvFG 2011. The legal representatives are also responsible for implementing the internal controls that they deem necessary to facilitate the preparation of an annual report that is free from material misstatements due to error or fraud.

The supervisory board is responsible for monitoring the accounting process of the company as it applies to the fund under its management.

Responsibilities of the auditor in auditing the annual report

Our goals are to ascertain with sufficient certainty whether the annual report contains material misstatements due to error or fraud and to issue an audit certificate that includes our audit opinion. Sufficient certainty is a high degree of certainty but no guarantee that an audit conducted in accordance with the Austrian standards on good auditing, which require the application of the ISA, will always discover material misstatements that may be present. Misstatements can result from fraud or errors and are considered to be material when it can be reasonably expected that individual misstatements or a combination of misstatements can influence economic decisions made by readers on the basis of this annual report.

As part of an audit conducted in accordance with the Austrian standards on good auditing, which require the application of the ISA, we exercise professional judgement and maintain professional scepticism during the entire audit process.

In addition:

- We identify and assess the risks of material misstatements in the annual report due to error or fraud, plan audit steps in response to these risks, perform the planned audit steps, and collect audit evidence that is sufficient and suitable to form a basis for our audit opinion. The risk that a material misstatement resulting from fraud will remain undiscovered is greater than for misstatements resulting from error because fraudulent activity can include collusion, the falsification of documents, intentional incomplete or misleading representations, and the circumvention of internal controls.
- We familiarise ourselves with the internal control systems that are relevant for the audit to plan audit steps that are appropriate under the specific circumstances, but not so as to state an opinion on the effectiveness of the company's internal control system.

- We assess the appropriateness of the accounting methods applied by the legal representatives and the reasonableness of the estimates made by the legal representatives in the accounts and of the associated information.
- We assess the overall presentation, the structure, and the content of the annual report including the figures as well as whether the annual report depicts the underlying transactions and events in a manner that provides a true and fair view.
- We discuss the planned scope and scheduling of the audit and any material audit findings, including material defects that we discover in the internal control system during our audit, with the supervisory board, among other issues.

Vienna, 13 October 2023

Ernst & Young

Wirtschaftsprüfungsgesellschaft m.b.H.

Mag. Andrea Stippl m.p.

(Certified Public
Accountant)

MMag. Roland Unterweger m.p.

(Certified Public Accountant)

- * In the case of the publication or dissemination of the annual report in a form that deviates from the confirmed (unabridged German) version (e.g. an abridged version or translation), reference may not be made to the audit report or our audit without our approval.

Annex Sustainability-Related Information

Periodic disclosure for the financial products referred to in Article 8, paragraphs 1, 2 and 2a, of Regulation (EU) 2019/2088 and Article 6, first paragraph, of Regulation (EU) 2020/852

Product name:
ERSTE BOND EURO CORPORATE

Legal entity identifier:
529900KVFK2TZEE2I730

Environmental and/or social characteristics

For improved readability, for the purpose of this document, "Taxonomy Regulation" means Regulation (EU) 2020/852, "Disclosure Regulation" means Regulation (EU) 2019/2088, and "RTS" means Delegated Regulation (EU) 2022/1288.

Did this financial product have a sustainable investment objective?

☒ ☒ ☐ **Yes**

☐ It made **sustainable investments with an environmental objective**: __ %

☐ in economic activities that qualify as environmentally sustainable under the EU Taxonomy

☐ in economic activities that do not qualify as environmentally sustainable under the EU Taxonomy

☐ It made **sustainable investments with a social objective**: __ %

☒ ☐ ☒ **No**

☒ It **promoted Environmental/Social (E/S) characteristics** and while it did not have as its objective a sustainable investment, it had a proportion of 82.40 % of sustainable investments

☒ with an environmental objective in economic activities that qualify as environmentally sustainable under the EU Taxonomy

☒ with an environmental objective in economic activities that do not qualify as environmentally sustainable under the EU Taxonomy

☒ with a social objective

☐ It promoted E/S characteristics, but **did not make any sustainable investments**



To what extent were the environmental and/or social characteristics promoted by this financial product met?

Conformity with the environmental and social characteristics promoted by the Fund was ensured by the continuous application of the process described below:

Fund applies a broad interpretation of sustainability. Both environmental and social characteristics are promoted through the application of the Management Company's proprietary sustainability approach. This is ensured by the application of the Management Company's ESG toolbox as part of the investment process.

No derivatives have been used to meet the environmental and social characteristics.

A distinction must be made between direct investments in securities, investments in investment funds managed by the management company and investments in investment funds managed by external management companies.

Direct investments in securities and investments in investment funds (indirect investments) managed by the management company

Exclusion Criteria			ESG Analysis / Best in Class		Integration	Engagement	Voting	Thematic funds	Focused sustainability Impact	Fulfill Austrian ecolabel or FNG label criteria
Minimum criteria	Exclusion criteria	Norm-based Screening	ESG Risk Analysis	Best in Class						
✓	✓	✓	✓		✓	✓			Not applicable	

At the level of the Fund, the Management Company is pursuing the objective of achieving improvements in the following key environmental and social aspects through its proprietary sustainability approach:

- The environmental footprint of the investments held by the Fund, in particular
 - the carbon footprint and the mitigation of climate change in general, and
 - the water footprint and measures for the responsible use of the resource water.
- The avoidance of environmental risks
 - for the protection of biodiversity
 - the responsible management of waste and other emissions
- Social factors such as
 - the exclusion of any investments in companies that produce or deal in controversial weapons.
 - the promotion of human rights and exclusion of issuers complicit in human rights violations.
 - the promotion of good working conditions, for example in the areas workplace safety and training, and the exclusion of issuers that are complicit in labour law violations, in particular of the core standards of the ILO.
 - the promotion of diversity and the exclusion of issuers that practice discrimination.
 - The avoidance of corruption and fraud.
- The promotion of good corporate governance:
 - the independence of supervisory bodies
 - management remuneration
 - good accounting practices
 - the protection of shareholder rights

Investments in investment funds (indirect investments) managed by external management companies

All invested financial products managed by external management companies must be classified as either Art. 8 or Art. 9 under the Disclosure Regulation, or at least comply with good governance requirements. This does not apply to invested government bond funds.

Therefore the environmental and/or social characteristics promoted by these investment funds are those declared by their respective producer in compliance with the Disclosure Regulation.

Sustainability indicators measure how the environmental or social characteristics promoted by the financial product are attained.

● **How did the sustainability indicators perform?**

Direct investments in securities and investments in investment funds (indirect investments) managed by the management company

Compliance with the social and environmental characteristics of the Fund is evaluated on the basis of the following indicators:

ESGenius score:

The ESGenius score depicts the ESG risk profile and quality of the ESG management of the issuer. It provides a holistic view of the performance of the analysed issuer in terms of the sustainability focuses listed above.

The minimum score required for the Fund and the average score of the investments held by the Fund are both considered.

Indicator 1: Compliance with the minimum score required for the Fund expressed in per cent of the fund assets

100% of the fund assets comply with the Fund's exclusion criteria.

Indicator 2: Average score of the investments held by the Fund
65.01 of 100 (As of 07/31/2023)

Exclusion criteria:

Continuous compliance with the Fund's exclusion criteria is assessed. This verification is performed daily by the Management Company's Risk Management department.

Indicator: Compliance with the Fund's exclusion criteria

100% of the fund assets comply with the Fund's exclusion criteria.

Sustainable Development Goals:

The Management Company assesses and reports to what degree the investments held by the Fund contribute to the 17 United Nations Sustainable Development Goals (SDGs). The contributions to the individual goals and the positive and negative overall contribution to the SDGs are reported.

Indicator 1: Share of the fund assets that makes a positive contribution to each of the 17 SDGs (As of 06/30/2023)

SDG	% fund volume
No Poverty #1	0.01
No Hunger #2	0.38
Good Health and Well Being #3	5.15
Quality Education #4	0.02
Gender Equality #5	0.00
Clean Water and Sanitation #6	0.09
Affordable and Clean Energy #7	1.82
Decent Work and Economic Growth #8	0.00
Industry, Innovation and Infrastructure #9	0.00
Reducing Inequality #10	3.95
Sustainable Cities and Communities #11	0.87
Responsible Consumption and Production #12	0.09
Climate Action #13	2.33
Life Below Water #14	0.00

Life on Land #15	0.09
Peace, Justice and Strong Institutions #16	0.10
Partnerships for the Goals #17	0.00

Indicator 2: Proportion of impacts/contributions to SDGs generated by the investment fund's investments that are positive in nature
41.80 % of the generated impacts/contributions to SDGs are positive in nature as of 06/30/2023

Indicator 3: Proportion of impacts to SDGs generated by the investment fund's investments that are negative in nature:
58.20 % of the generated impacts to SDGs are negative in nature as of 06/30/2023

A comprehensive description of the indicators, the most important contributions to the SDGs broken down by issuer, and the methodology upon which the calculation is based can be viewed on the following website:

<https://www.erste-am.at/en/private-investors/sustainability/publications-and-guidelines/green-pledge/sdg-report>

Carbon footprint:

The Management Company calculates the Fund's carbon footprint based on the 12-month average of scope 1 + 2 greenhouse gas emissions.

Indicator: Carbon footprint

The carbon footprint of the Fund amounts to 78.64 tones per 1 million EURO sales (As of 07/31/2023)

A description of the indicators and the methodology upon which the calculation is based can be viewed on the following website:

<https://www.erste-am.at/en/private-investors/sustainability/responsible/co2-footprint>

Water footprint:

The Management Company calculates the Fund's water footprint annually based on securities held directly in the Fund. The footprint is calculated and reported separately based on the degree of water scarcity in the regions in which the issuers in which the Fund invests consume water.

The indicator is calculated as far as there is sufficient data in the calculation systems.

Indicator: Water footprint relative to the overall global market, broken down by regions with low, medium, and high water scarcity as of 07/31/2023 (Unit of measurement: water withdrawal in m3 / thousand USD sales)

Region	Volume
High Stress Region	28.78
Medium Stress Region	785.78
Low Stress Region	176.94

A description of the indicators and the methodology upon which the calculation is based can be viewed on the following website:

<https://www.erste-am.at/en/private-investors/sustainability/responsible/wasserfussabdruck>

In case of subfunds, these factors are tracked based upon available look-through data. Tracking is only guaranteed for investment funds managed by the management company.

Investments in investment funds (indirect investments) managed by external management companies

All invested investment funds managed by external management companies must be classified as either Art. 8 or Art. 9 under the Disclosure Regulation or at least comply with the requirements for good corporate governance. This does not apply to invested government bond funds.

The environmental and/or social indicators used to measure the attainment of their respective environmental and social characteristics promoted by these financial products are those declared by their respective manufacturers in compliance with the regulation.

● **...and compared to previous periods?**

Not applicable

● **What were the objectives of the sustainable investments that the financial product partially made and how did the sustainable investment contribute to such objectives?**

The Taxonomy-Regulation (Art. 9) identifies environmentally sustainable activities based on their contribution to the following six environmental objectives:

- Climate change mitigation;
- Climate change adaptation;
- The sustainable use and protection of water and marine resources;
- The transition to a circular economy;
- Pollution prevention and control;

The protection and restoration of biodiversity and ecosystems. An economic activity is considered environmentally sustainable if it makes a significant contribution to one or more of the six environmental objectives, does not significantly compromise any of the environmental objectives, and is carried out in compliance with the minimum safeguards set forth in Art. 18 of the Taxonomy-Regulation.

The investment fund contributes to the objectives mentioned in Art. 9 of the Taxonomy-Regulation.

Due to the insufficient data situation, it is currently not possible to make a more differentiated allocation of the contribution of the sustainable facility to the stated goals.

In the past reporting period, sustainable investments were made with social objectives, among others.

Their description is discussed above.

If the disclosure of the companies in which investments are made does not readily indicate the extent to which the investments are made in environmentally sustainable business activities, data, if available, from ESG research partners is used.

Direct investments in securities and investments in investment funds (indirect investments) managed by the management company

The social and environmental objectives of the investment fund correspond to the focuses presented above. The sustainable investment process of the investment fund ensures that no investments are made in issuers that violate these criteria. In addition, security selection taking the ESGenius score into account results in issuers being preferred for the portfolio that have a lower risk of adverse impacts on the environmental and social objectives of the fund, and that make a positive environmental and/or social contribution through their exemplary management of these risks.

All issuers in which the Fund invests are analysed and selected before acquisition on the basis of a predefined sustainability process. The proprietary ESGenius process provides a comprehensive ESG analysis of each issuer based on its specific ESG risk profile and the measures taken to mitigate these risks. Based on the results of this analysis, the ESGenius rating, only those issuers that achieve a score of at least 30 of 100 possible points are eligible for investment based on an ESG-risk-analysis approach. This minimum score can be higher depending on the sector of the economy in which the issuer is active. All issuers are also evaluated for violations of the Fund's exclusion criteria. This excludes at least half of the analysed issuers from the eligible universe of the Fund. Furthermore, up to a maximum of 49% of the fund's assets can be invested in

companies for which no ESGenius rating is available, but for which no violations of the UN Global Compact have been identified after analysis and research by ESG data providers on the one hand, and on the other hand, an ESG score of at least 30 as determined by Truevalue Labs. The combination of these two factors ensures that the requirements for good governance are met. The investment universe is assessed for compliance with these criteria at least once per quarter and updated as needed. Compliance with the eligible investment universe is verified daily. Securities from issuers that no longer meet the sustainability criteria of the Fund are sold while protecting Unit-holder interests.

Investments in sovereign bonds are subject to similar, specific analysis. The minimum ESGenius Score for investment in sovereign bonds is 30 out of 100 points.

Moreover, social, and environmental characteristics are promoted by applying exclusion criteria.

These are available on the following website:

<https://www.erste-am.at/en/private-investors/sustainability/publications-and-guidelines>

The Management Company also exercises an active ownership function. Through Engagement with issuers in the analysed investment universe, contributions are made to the improvement of the environmental and social performance of these companies.

The focus topics of the ESG analysis, selection process, and active ownership practices are adapted to the specific ESG risk profile of each issuer.

Investments in sovereign bonds are not covered by the fund management company's active ownership programmes.

Investments in investment funds (indirect investments) managed by external management companies

All invested investment funds managed by external management companies shall be officially classified as Art. 8 or 9 in accordance with the Disclosure Regulation by their manufacturer or at least comply with good governance rules. This is not applicable to invested government bond funds.

Therefore the objectives of the sustainable investments that these investment funds partially intends to make and the ways the sustainable investment contribute to such objectives are those defined by their respective producers.

● ***How did the sustainable investments that the financial product partially made not cause significant harm to any environmental or social sustainable investment objective?***

Direct investments in securities and investments in investment funds (indirect investments) managed by the management company

The sustainable investments described below, which comprise part of this financial product, do no significant harm to the environmental or social sustainable investment objectives because this financial product invests solely in issuers that have been qualified as sustainable by the Management Company based on the sustainable investment process described above. This categorisation sets forth that issuers may have no significant adverse impacts on environmental or social factors, as such a violation would preclude an investment based on the binding ESG characteristics of this investment process.

Investments in investment funds (indirect investments) managed by external management companies

All invested investment funds managed by external management companies shall be officially classified as Art. 8 or 9 in accordance with the Disclosure Regulation by their manufacturer or at least comply with good governance rules. This is not applicable to invested government bond funds.

The sustainable investments partially made with these investment funds and how the sustainable investments partially made with these investment funds do not cause significant harm to an environmental or social sustainable investment objective are defined by their respective manufacturers.

Principal adverse impacts are the most significant negative impacts of investment decisions on sustainability factors relating to environmental, social and employee matters, respect for human rights, anticorruption and bribery matters.

How were the indicators for adverse impacts on sustainability factors taken into account?

Direct investments in securities and investments in investment funds (indirect investments) managed by the management company

Consideration and reduction of key adverse impacts on sustainability factors ("Principle Adverse Impact - "PAI") was performed during the reporting period through the following procedures and methods: Application of social and environmental exclusion criteria.

These can be viewed on the following website:

<https://www.erste-am.at/en/private-investors/sustainability/publications-and-guidelines>

All 14 PAIs from Table 1 of the RTS, that apply to the investment fund were taken into account. The investment fund also takes the following PAIs from Tables 2 and 3, Annex I of the RTS into account:

- Indicator 8 (Table 2) - Exposure to areas of high water stress (share of investments in investee companies with sites located in areas of high water stress without a water management policy)
- Indicator 14 (Table 3) - Number of identified cases of severe human rights issues and incidents (number of cases of severe human rights issues and incidents connected to investee companies on a weighted average basis)

In addition, all issuers in which the Fund invests are analysed and selected before acquisition on the basis of a predefined sustainability process. The proprietary ESGenius process provides a comprehensive ESG analysis of each issuer based on its specific ESG risk profile and the measures taken to mitigate these risks. Based on the results of this analysis, the ESGenius rating, only those issuers that achieve at least an ESGenius score on the predefined minimum score are eligible for investment. This minimum score can be higher depending on the sector of the economy in which the issuer is active. For investments for which no ESGenius rating is available, the application of the good governance requirements ensures that PAI is taken into account on a fundamental level.

The investment universe is assessed for compliance with these criteria at least once per quarter and updated as needed. Compliance with the eligible investment universe is verified daily. Securities from issuers that no longer meet the sustainability criteria of the Fund are sold while protecting Unit-holder interests.

During the reporting period, this led to a significant reduction in the principal adverse impacts on sustainability factors from the investments held by the Fund.

Investments in investment funds (indirect investments) managed by external management companies

All invested investment funds managed by external management companies shall be officially classified as Art. 8 or Art. 9 in accordance with the Disclosure Regulation by their manufacturer or at least comply with good governance rules. This is not applicable to invested government bond funds.

The indicators for adverse impacts on the sustainability factors were therefore taken into account in the way they were defined by the respective manufacturers.

Were sustainable investments aligned with the OECD Guidelines for Multinational Enterprises and the UN Guiding Principles on Business and Human Rights? Details:
Direct investments in securities and investments in investment funds (indirect investments) managed by the management company

Sustainable investments are made by applying the exclusion criteria described above and taking into account the ESG analysis of issuers following the OECD Guidelines for

Multinational Enterprises and the United Nations Guiding Principles on Business and Human Rights. Details on the relevant criteria are available on the following website: <https://www.erste-am.at/en/private-investors/sustainability/publications-and-guidelines>

Investments in investment funds (indirect investments) managed by external management companies

All invested mutual funds managed by external management companies must be classified as either Art. 8 or 9 under the Disclosure Regulation or at least comply with the requirements for good corporate governance. This does not apply to invested government bond funds. How the sustainable investments comply with OECD Guidelines for Multinational Enterprises and the United Nations Guiding Principles on Business and Human Rights can be found in the documents of the external management companies.

The investment process described above was reviewed and adhered to throughout the reporting period.

The EU Taxonomy sets out a “do not significant harm” principle by which Taxonomy-aligned investments should not significantly harm EU Taxonomy objectives and is accompanied by specific Union criteria.

The “do no significant harm” principle applies only to those investments underlying the financial product that take into account the Union criteria for environmentally sustainable economic activities. The investments underlying the remaining portion of this financial product do not take into account the Union criteria for environmentally sustainable economic activities.

Any other sustainable investments must also not significantly harm any environmental or social objectives.



How did this financial product consider principal adverse impacts on sustainability factors?

Direct investments in securities and investments in investment funds (indirect investments) managed by the management company

The Management Company takes into account the principal adverse impacts (PAI) on sustainability factors in the investment strategy of this Fund.

The process described here was complied with throughout the reporting period.

All climate and other environment-related indicators and indicators for social and employee, respect for human rights, anti-corruption, and anti-bribery matters as set forth in Annex I of the RTS are taken into account in principle. However, it must be noted that not every indicator is relevant for every investment made by the Fund. The investment process ensures that all environmental, social, and corporate governance criteria that are relevant for the assessment of the respective investment are taken into account in the assessment of that investment.

In addition to taking the above indicators into account, the investment process also employs the optional indicators from Tables 2 and 3 of Annex I to the RTS where sufficient data is available

The Management Company considers the avoidance of greenhouse gas emissions, the responsible use of water, and respecting human rights to be the most important PAI.

Fundamentally, the PAI are taken into account not using quantitative requirements, but through the structured inclusion of the respective criteria in the sustainability analysis that is part of the Fund's investment process.

The most important PAI of the Fund are taken into account through multiple elements of the investment process. The following table shows the key process elements where this occurs on the basis of the Management Company's ESG toolbox.

Erste Asset Management ESG-Toolbox – PAI Consideration

Principal Adverse Impacts (PAI)		Exclusion Criteria			ESG Analysis / Best in Class		Integration	Engagement	Voting	Themed Funds	Focused sustainability impact	Austrian ECO label / FNG label
		Minimum Criteria	Exclusions	Normsbased Screening	ESG Risk Analysis	Best in Class						
Environment	Greenhouse gas emissions	✓			✓			✓	not applicable		not applicable	
	Biodiversity	✓			✓			✓				
	Water				✓			✓				
	Waste				✓			✓				
Social & employee matters	UN Global Compact		✓	✓	✓			✓				
	OECD Guidelines for Multinational Enterprise		✓	✓	✓			✓				
	Gender equality		✓	✓	✓			✓				
	Controversial weapons	✓										

In this, measures including the following are taken:

1. GHG emissions
2. Carbon footprint
3. GHG intensity of investee companies
4. Exposure to companies active in the fossil fuel sector
5. Share of non-renewable energy consumption and production
6. Energy consumption intensity per high impact climate sector
7. Activities negatively affecting biodiversity-sensitive areas
8. Emissions to water
9. Hazardous waste and radioactive waste ratio
10. Violations of UN Global Compact principles and Organisation for Economic Cooperation and Development (OECD) Guidelines for Multinational Enterprises
11. Lack of processes and compliance mechanisms to monitor compliance with UN Global Compact principles and OECD Guidelines for Multinational Enterprises
12. Unadjusted gender pay gap
13. Board gender diversity
14. Exposure to controversial weapons (anti-personnel mines, cluster munitions, chemical weapons and biological weapons)

The most important PAI from investments in government bonds are also taken into account. The following table shows the key process elements where this occurs on the basis of the Management Company's ESG toolbox.

Erste Asset Management ESG-Toolbox – PAI Consideration

Principal Adverse Impacts (PAI)		Exclusion Criteria			ESG Analysis / Best in Class		Integration	Engagement	Voting	Themed Funds	Focused sustainability impact	Austrian ECO label / FNG label
		Minimum Criteria	Exclusions	Normsbased Screening	ESG Risk Analysis	Best in Class						
Environ- ment	Greenhouse gas emissions				✓		✓	not applicable				
Social	Social regulations in international treaties, conventions as well as UN principles		✓	✓	✓		✓					

The PAI are taken into account at the level of the ESG analysis as well as by applying relevant exclusion criteria and integrating the financial analysis of the selected bonds.

This covers the following PAI:

15. GHG intensity
16. Investee countries subject to social violations

Investments in investment funds (indirect investments) managed by external management companies

All invested investment funds managed by external management companies shall be officially classified as Art. 8 or Art. 9 in accordance with the Disclosure Regulation by their manufacturer or at least comply with good governance rules. This is not applicable to invested government bond funds.

Therefore, the indicators for adverse impacts on the sustainability factors were taken into account, in the way, they were defined by the respective manufacturers.


What were the top investments of this financial product?

<i>Largest investments</i>	<i>Sector</i>	<i>% Assets</i>	<i>Country</i>
CH0341440334 - UBS GROUP 16/24	K - FINANCIAL AND INSURANCE ACTIVITIES	1.27	CH
FR0013299641 - BNP PAR.CARDIF. 17/24	K - FINANCIAL AND INSURANCE ACTIVITIES	1.24	FR
DE000A190NE4 - M.B.INT.FIN. 18/25MTN	K - FINANCIAL AND INSURANCE ACTIVITIES	1.24	NL
XS2243666125 - JYSKE BANK 20/25 FLR MTN	K - FINANCIAL AND INSURANCE ACTIVITIES	1.23	DK
CH0343366842 - UBS GROUP 17-25 FLR	K - FINANCIAL AND INSURANCE ACTIVITIES	1.22	CH
XS2013618421 - ISS GLOBAL 19/26 MTN	K - FINANCIAL AND INSURANCE ACTIVITIES	1.18	DK
XS2228683350 - NISSAN MOTOR 20/28 REGS	C - MANUFACTURING	1.06	JP
DE000A289LU4 - AAREAL BANK MTN S.304	K - FINANCIAL AND INSURANCE ACTIVITIES	1.03	DE
XS1991397545 - BCO SABADELL 19/24 MTN	K - FINANCIAL AND INSURANCE ACTIVITIES	1.02	ES
FR0013346822 - TELEPERFORM. 18-25	J - INFORMATION AND COMMUNICATION	1.00	FR
XS1974922442 - NORSE HYDRO 19/25	C - MANUFACTURING	0.99	NO

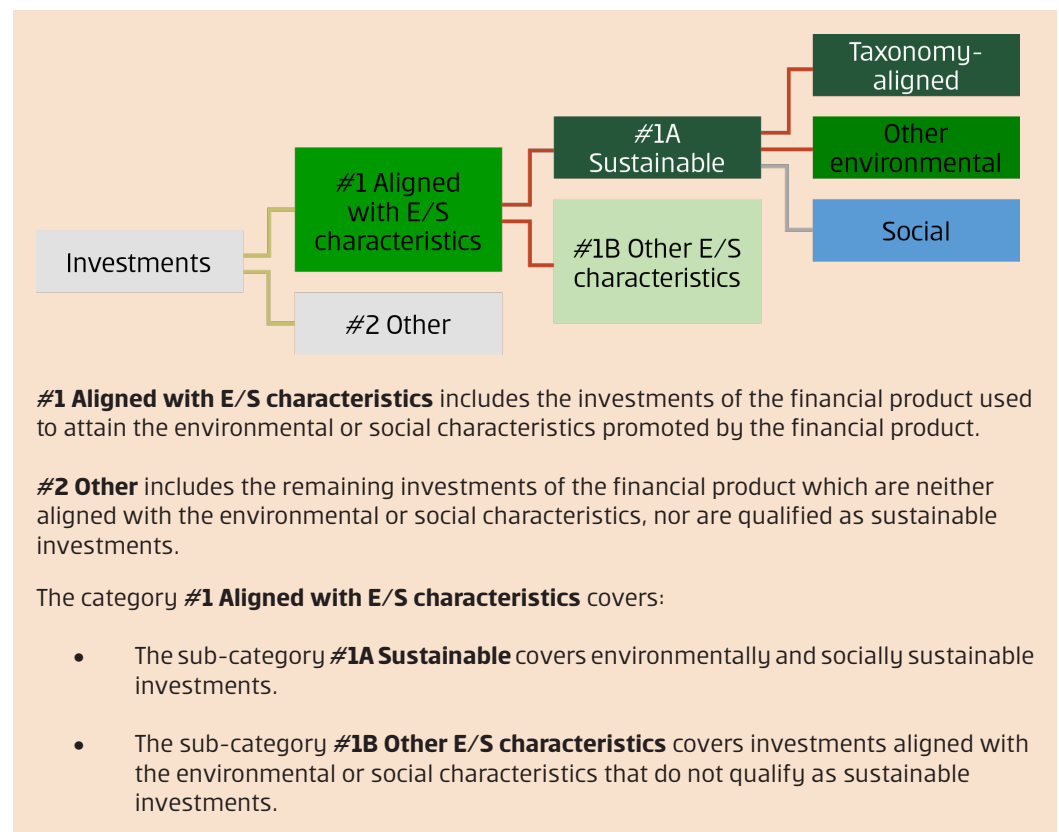
The list includes the investments constituting **the greatest proportion of investments** of the financial product during the reference period which is:

XS2280845145 - BMW FIN. 21/33 MTN	K - FINANCIAL AND INSURANCE ACTIVITIES	0.96	NL
XS1629866432 - AT + T 17/36	J - INFORMATION AND COMMUNICATION	0.94	US
DE000A3MQXZ2 - DEUT.BOERSE ANL 22/32	K - FINANCIAL AND INSURANCE ACTIVITIES	0.90	DE
XS1180130939 - RABOBK NEDERLD 15/27 MTN	K - FINANCIAL AND INSURANCE ACTIVITIES	0.88	NL



What was the proportion of sustainability-related investments?

● What was the asset allocation?



The investments of the financial product made to achieve the advertised environmental or social characteristics amounted to 96.94 %.

During the reporting period, the Fund invested 82.40 % of the fund assets in sustainable investments in accordance with Art 2 no 17 of the Disclosure Regulation.

Of this, 2.89 % were environmentally sustainable investments in accordance with the Taxonomy-Regulation.

Other environmentally sustainable investments comprised 63.44 % of the fund assets.

82.40 % of the fund assets fulfil the characteristics of socially sustainable investments.

Investments that focus on environmental or social characteristics but are not classified as sustainable investments scored 14.54 %.

Other investments accounted for 3.06 %.

All investments must confirm with this sustainability approach at the time of purchase, and thus qualify as sustainable in the sense of the Disclosure Regulation. In the event that an investment

is identified as no longer qualifying as sustainable during the regular update of the ESG analysis, it must be sold while protecting the interests of Unit-holders.

Apart from a possible certification of the sustainability process, compliance with the requirements for environmentally sustainable business activities set out in Art. 3 of the Taxonomy-Regulation is neither confirmed by an auditor nor verified by third parties.

The level of investment in environmentally sustainable business activities is measured in terms of sales revenue based on available data. This allows for better comparability (also for investors) with other indicators to show sustainability. The management company currently receives this data from third parties (research providers).

● **In which economic sectors were the investments made?**

Economic sectors	% Share
K - FINANCIAL AND INSURANCE ACTIVITIES	61.58
C - MANUFACTURING	12.04
M - PROFESSIONAL, SCIENTIFIC AND TECHNICAL ACTIVITIES	7.58
J - INFORMATION AND COMMUNICATION	5.83
F - CONSTRUCTION	2.83
D - ELECTRICITY, GAS, STEAM AND AIR CONDITIONING SUPPLY	2.39
O - PUBLIC ADMINISTRATION AND DEFENCE; COMPULSORY SOCIAL SECURITY	1.52
L - REAL ESTATE ACTIVITIES	1.22
S - OTHER SERVICE ACTIVITIES	1.08
H - TRANSPORTATION AND STORAGE	1.04
N - ADMINISTRATIVE AND SUPPORT SERVICE ACTIVITIES	1.02
E - WATER SUPPLY; SEWERAGE, WASTE MANAGEMENT AND REMEDIATION ACTIVITIES	0.74
B - MINING AND QUARRYING	0.70
G - WHOLESALE AND RETAIL TRADE; REPAIR OF MOTOR VEHICLES AND MOTORCYCLES	0.43
Q - HUMAN HEALTH AND SOCIAL WORK ACTIVITIES	0.00



● **To what extent were the sustainable investments with an environmental objective aligned with the EU Taxonomy?**

● **Did the financial product invest in fossil gas and/or nuclear energy related activities complying with the EU Taxonomy¹?**

☐ Yes
 ☐ In fossil gas
 ☐ In nuclear energy

☒ No

Sales from fossil gas and/or nuclear energy are not included in the taxonomy report. Only after the completion of the corresponding calculation methods by the European legislator and the complete availability of data, the disclosure of a possible share can be made.

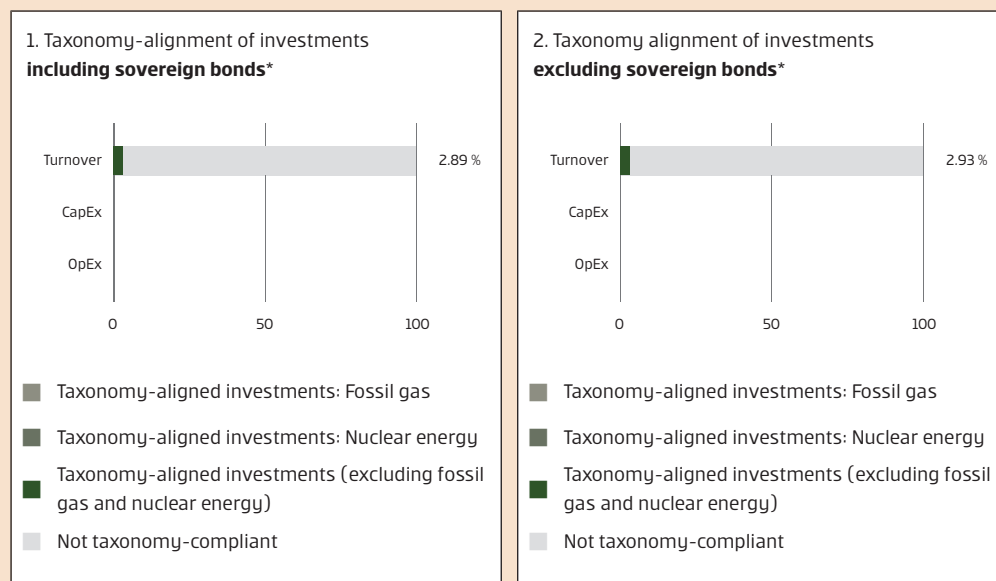
To comply with the EU Taxonomy, the criteria for **fossil gas** include limitations on emissions and switching to renewable power or low-carbon fuels by the end of 2035. For **nuclear energy**, the criteria include comprehensive safety and waste management rules.

Taxonomy-aligned activities are expressed as a share of:

- **turnover** reflects the "greenness" of investee companies today.
- **capital expenditure** (CapEx) shows the green investments made by investee companies, relevant for a transition to a green economy.
- **operational expenditure** (OpEx) reflects the green operational activities of investee companies.

¹ Fossil gas and/or nuclear related activities will only comply with the EU Taxonomy where they contribute to limiting climate change ("climate change mitigation") and do not significantly harm any EU Taxonomy objective - see explanatory note in the left hand margin. The full criteria for fossil gas and nuclear energy economic activities that comply with the EU Taxonomy are laid down in Commission Delegated Regulation (EU) 2022/1214.

The graphs below show in green the percentage of investments that were aligned with the EU Taxonomy. As there is no appropriate methodology to determine the taxonomy-alignment of sovereign bonds*, the first graph shows the Taxonomy alignment in relation to all the investments of the financial product including sovereign bonds, while the second graph shows the Taxonomy alignment only in relation to the investments of the financial product other than sovereign bonds.




* For the purpose of these graphs, 'sovereign bonds' consist of all sovereign exposures

Due to the insufficient data situation, it is currently not possible to make a more differentiated allocation of the contribution of the sustainable facility to the stated goals.

- **What was the share of investments made in transitional and enabling activities?**
No data available.
- **How did the percentage of investments that were aligned with the EU Taxonomy compare with previous reference periods?**
Not relevant for the first reporting period.

Enabling activities directly enable other activities to make a substantial contribution to an environmental objective.

Transitional activities are activities for which low-carbon alternatives are not yet available and among others have greenhouse gas emission levels corresponding to the best performance.

 are sustainable investments with an environmental objective that **do not take into account** the criteria for environmentally sustainable economic activities under Regulation (EU) 2020/852.



What was the share of sustainable investments with an environmental objective not aligned with the EU Taxonomy?

Other environmentally sustainable investments comprised 63.44 % of the fund assets.

The Taxonomy-Regulation currently only takes into account ecologically sustainable products and services from environmental technologies that are offered commercially. Ecologically sustainable business activities in the production of goods of other economic sectors are not referenced.

The management company believes that any action should also be evaluated according to its positive or negative contribution, and that such positive contributions are essential in the transition to a climate-friendly and/or environmentally sustainable economy. The investment process of this investment fund analyzes the ecologically sustainable business conduct of all invested companies and selects those companies where an ecologically responsible economic activity is recognized, also outside of pure environmental technologies as defined by the Taxonomy-Regulation. These investments had to comply with this sustainability approach at the time of acquisition and can therefore be classified as ecologically sustainable within the meaning of the Disclosure Regulation, irrespective of their categorization as ecologically sustainable economic activities within the meaning of the Taxonomy-Regulation.



What was the share of socially sustainable investments?

82.40 % of the fund assets qualify as socially sustainable investments.



What investments were included under "other", what was their purpose and were there any minimum environmental or social safeguards?

Direct investments in securities and investments in investment funds (indirect investments) managed by the management company

Item #2 includes only demand deposits, time deposits and derivatives. Derivatives held by the investment fund are for hedging purposes, demand deposits and time deposits refer to cash held as additional liquidity. The achievement of the sustainable investment objective is not permanently impaired by these investments falling under item #2 and their use because these assets are currently considered neutral from an environmental and social perspective.

All other investments held in the Fund (# Item 1) must be qualified by the Management Company as sustainable on the basis of the predefined screening process at the time of acquisition. The application of social and environmental exclusion criteria and the proprietary ESG analysis along with the ESG-Risk-Analysis approach that is based on this analysis affords a minimum degree of comprehensive basic environmental and social protection for the entire Fund.

Investments in investment funds (indirect investments) managed by external management companies

The investment purpose of the investments included in Third Party Funds listed in Item #2 and any minimum environmental or social protections are those established and disclosed by their respective producers in accordance with the Disclosure Regulation.



What actions have been taken to meet the environmental and/or social characteristics during the reference period?

Direct investments in securities and investments in investment funds (indirect investments) managed by the management company

The investment process described above was applied in full. The ESG criteria were complied with continuously in terms of the environmental, social, and ethical exclusion criteria as well as the ESG analysis conducted via the Management Company's proprietary ESGenius model. This was ensured by

the quarterly review and update of the investable universe by the responsible Responsible Investments team as well as a daily review of the investment fund by Risk Management.

The Fund is subject to the engagement policy that the Management Company has defined in accordance with Article 3g of Regulation (EU) 2007/36. This sets forth extensive focuses on environmental and social topics.

The complete engagement policy can be found on the Management Company's website:

https://cdn0.erstegroup.com/content/dam/at/eam/common/files/ESG/stewardship-policy/Stewardship_Policy_EN.pdf

All engagement activities undertaken by the Management Company are presented in the annual engagement reports.

These can be viewed on the following website:

<https://www.erste-am.at/en/private-investors/sustainability/publications-and-guidelines#/active-ownership>

The management company exercises its rights as a shareholder in accordance with its voting policy. This policy and the detailed voting behavior of the management company for the past calendar year are available on the following website:

https://cdn0.erstegroup.com/content/dam/at/eam/common/files/ESG/VotingPolicy/EAM_Voting_Policy_EN.pdf

Investments in investment funds (indirect investments) managed by external management companies

All invested investment funds managed by external management companies shall be officially classified as Art. 8 or Art. 9 in accordance with the Disclosure Regulation by their manufacturer or at least comply with good governance rules. This is not applicable to invested government bond funds.

The monitoring of environmental or social characteristics is ensured by the investment process described above as well as by the daily review of all investments in investment funds managed by external management companies by the risk management of the management company. It is assumed that the indirect investments held in investment funds managed by third party management companies are reviewed by the risk management processes of these management companies and therefore comply with all regulatory requirements.



How did this financial product perform compared to the reference benchmark?

No index was assigned as a reference benchmark for the attainment of environmental and/or social characteristics.

- ***How does the reference benchmark differ from a broad market index?***
Not applicable
- ***How did this financial product perform with regard to the sustainability indicators to determine the alignment of the reference benchmark with the environmental or social characteristics promoted?***
Not applicable
- ***How did this financial product perform compared with the reference benchmark?***
Not applicable
- ***How did this financial product perform compared with the broad market index?***
Not applicable

Reference benchmarks are indexes to measure whether the financial product attains the environmental or social characteristics that they promote.

Fund Rules

ERSTE BOND EURO CORPORATE

The Fund Rules for **ERSTE BOND EURO CORPORATE**, jointly owned fund pursuant to the **Austrian Investment Fund Act (Investmentfondsgesetz; InvFG) 2011 as amended**, were approved by the Austrian Financial Market Authority (FMA).

The Fund is an undertaking for collective investment in transferable securities (UCITS) and is managed by Erste Asset Management GmbH (the “Management Company” in the following), which has its registered office in Vienna.

Article 1 Fund Units

The joint ownership of the fund assets is evidenced by certificates having the characteristics of a bearer unit.

The unit certificates are depicted in separate global certificates for each unit category. For this reason, individual unit certificates cannot be issued.

Article 2 Depositary Bank (Depositary)

The depositary bank (depositary) appointed for the Fund is Erste Group Bank AG, Vienna.

The payment offices for unit certificates are the depositary bank (depositary) and any other payment offices named in the prospectus.

Article 3 Investment Instruments and Principles

The following assets may be selected for the Fund in accordance with the InvFG.

The Fund invests predominantly, in other words at least 51% of its assets, in EUR-denominated corporate bonds from issuers that are either registered in Europe or whose business activities focus predominantly on Europe; the bonds must be in the investment grade (or other comparable) segment in terms of ratings assigned by recognised rating agencies. These bonds must be purchased directly, in other words not indirectly or directly through investment funds or through derivatives.

The Management Company is not subject to any restrictions in the selection of the issuers with regard to the respective economic sectors in which they are active.

The fund assets are invested in the following instruments in accordance with the investment focus described above.

The Fund may invest in units in investment funds with investment restrictions that deviate from those of the Fund in terms of the investment focus described above and the restrictions regarding investment instruments defined below. This will not impair compliance with the investment focus described above at any time.

a) Transferable securities

Transferable securities (including securities with embedded derivative financial instruments) comprise **at least 51%** of the fund assets.

b) Money market instruments

Money market instruments may comprise **up to 49%** of the fund assets.

c) Transferable securities and money market instruments

Transferable securities and money market instruments may be purchased for the Fund when they meet the criteria regarding listing or trading on a regulated market or a securities exchange pursuant to the InvFG.

Transferable securities and money market instruments that do not meet the criteria described in the previous paragraph may comprise **up to 10%** of the fund assets **in total**.

d) Units in investment funds

Units in investment funds (UCITS, UCI) may comprise **up to 10%** of the fund assets per individual issue and may comprise **up to 10% in aggregate total**, provided that the target funds themselves (UCITS or UCI) **do not invest more than 10%** of their fund assets in units of other investment funds.

e) Derivative financial instruments

Derivative financial instruments can be used as part of the investment strategy and for hedging purposes, and may comprise **up to 49%** of the fund assets.

f) Risk measurement method(s) of the Fund

The Fund applies the following risk measurement method: **commitment approach**

The commitment value is determined according to § 3 of the 4th FMA Regulation on Risk Calculation and Reporting of Derivative Instruments (4. Derivate-Risikoberechnungs- und MeldeV) as amended.

g) Demand deposits or deposits with the right to be withdrawn

Demand deposits and deposits with the right to be withdrawn with a maximum term of 12 months may comprise **up to 49%** of the fund assets.

There are no minimum bank balance requirements.

However, in the course of the restructuring of the fund portfolio and/or in the case of the justified expectation of impending losses experienced by transferable securities, the Fund can hold a proportion of transferable securities below the specified limit and a higher proportion of demand deposits or deposits with the right to be withdrawn with a maximum term of 12 months.

h) Acceptance of short-term loans

The Management Company may accept short-term loans for the account of the Fund **up to an amount of 10%** of the total fund assets.

i) Repurchase agreements

Does not apply.

j) Securities lending

Securities lending transactions may comprise **up to 30%** of the fund assets.

Investment instruments may only be purchased for the entire Fund and not for individual unit categories or groups of unit categories.

This does not apply to currency hedging transactions, however. Such transactions can also be concluded solely for a single unit category. Expenses and income resulting from currency hedging transactions shall be allocated solely to the respective unit category.

Article 4

Issue and Redemption Procedure

The unit value shall be calculated in the currency of the respective unit category.

The unit value is calculated at the same time as the issue and redemption price.

Issue of units and front-end surcharge

The issue price will be calculated and units issued on each Austrian exchange trading day with the exception of bank holidays.

The issue price shall be made up of the unit value plus a surcharge per unit amounting to **up to 3.5%** to cover the costs incurred by the Management Company in issuing the unit, rounded up to the next equivalent sub-unit of the currency unit specified for the respective unit category in the prospectus.

The Management Company shall be entitled to apply a sliding front-end surcharge scale at its own discretion.

There is no limit on the issue of units in principle. However, the Management Company reserves the right to temporarily or permanently suspend the issue of unit certificates.

Redemption of units and back-end commission

The redemption price will be calculated and units redeemed on each Austrian exchange trading day with the exception of bank holidays.

The redemption price is the unit value rounded down to the next equivalent sub-unit of the currency unit specified for the respective unit category in the prospectus. No back-end commission will be charged.

Upon request by the Unit-holder, his units shall be redeemed at the current redemption price in return for the unit certificate.

Article 5 Accounting Year

The accounting year of the Fund is from 1 August to 31 July.

Article 6 Unit Categories and Use of Earnings

The Fund features three different unit categories and the corresponding certificates: dividend-bearing units, non-dividend-bearing units with capital gains tax payment, and non-dividend-bearing units without capital gains tax payment, with certificates being issued for one unit each and also for fractional units.

Various unit categories may be issued for this Fund. The creation of unit categories and the issue of units of a specific category shall be decided at the discretion of the Management Company.

Use of earnings for dividend-bearing units

The earnings generated during the accounting year (interest and dividends) less all costs can be distributed as deemed appropriate by the Management Company. Dividend disbursement may be omitted in the interests of the Unit-holders. Dividends may also be disbursed at the discretion of the Management Company from earnings generated by the sale of fund assets, including subscription rights. Disbursements of fund assets and interim dividends may be paid.

The fund assets may in no case fall below the legally stipulated minimum volume for termination as a result of dividend disbursements.

The amounts shall be paid to the holders of dividend-bearing units on **or after 2 November** of the following accounting year. The remaining amount shall be carried forward.

An amount calculated in accordance with the InvFG must also be paid out **on or after 2 November** to cover the capital gains tax assessed by the tax authorities on the dividend-equivalent earnings from the fund units unless the Management Company provides suitable proof from the banks managing the corresponding securities accounts that the unit certificates can only be held by Unit-holders who are not subject to Austrian personal income tax or corporation tax or who meet the conditions for exemption from capital gains tax according to § 94 of the Austrian Income Tax Act (Einkommensteuergesetz) at the time of payment.

Use of earnings for non-dividend-bearing units with capital gains tax payment (non-dividend-bearing units)

The earnings generated by the Fund during the accounting year less all costs will not be paid out. In the case of non-dividend-bearing units, an amount calculated in accordance with the InvFG must be paid out **on or after 2 November** to cover the capital gains tax assessed by the tax authorities on the dividend-equivalent earnings from the fund units unless the Management Company provides suitable proof from the banks managing the corresponding securities accounts that the unit certificates can only be held by Unit-holders who are not subject to Austrian personal income tax or corporation tax or who meet the conditions for exemption from capital gains tax according to § 94 of the Austrian Income Tax Act (Einkommensteuergesetz) at the time of payment.

Use of earnings for non-dividend-bearing units without capital gains tax payment (KESt-exempt non-dividend-bearing units)

The earnings generated by the Fund during the accounting year less all costs will not be paid out. No payment pursuant to the InvFG will be made. The reference date for the exemption from KESt payment for the profit for the year for the purposes of the InvFG shall be **2 November** of the following accounting year.

The Management Company shall provide suitable proof from the banks managing the corresponding securities accounts that the unit certificates could only be held by Unit-holders who are not subject to Austrian personal income tax or corporation tax

or who met the conditions for exemption from capital gains tax according to § 94 of the Austrian Income Tax Act (Einkommensteuergesetz) at the time of payment.

If these requirements are not met at the time of payment, the amount calculated pursuant to the InvFG must be paid out by the credit institution managing the respective securities account.

Article 7
Management Fee, Compensation for Expenses, Liquidation Fee

The Management Company shall receive an **annual** fee for its administrative activities amounting to **up to 0.60%** of the fund assets as calculated and accrued on the basis of the daily fund volume. The fee will be charged to the fund assets once per month.

The Management Company shall be entitled to compensation for all expenses incurred in the administration of the Fund.

The Management Company shall be entitled to apply a sliding management fee scale at its own discretion.

The costs for the introduction of new unit categories for existing investment funds shall be assessed against the unit price of the new unit categories.

Upon liquidation of the Fund, the party processing the liquidation shall receive a fee in the amount of **0.5%** of the fund assets.

<p>Further information and details about this Funds can be found in the prospectus.</p>
--

Annex to the Fund Rules

List of exchanges with official trading and organised markets

(As of October 2021)

1. Exchanges with official trading and organised markets in the Member States of the EEA as well as exchanges in European countries outside of the EEA considered to be equivalent to regulated markets

Every Member State must maintain a current list of the authorised markets within its territory. This list must be submitted to the other Member States and the Commission.

According to this provision, the Commission is required to publish a list of the regulated markets registered with it by the Member States once per year.

Because of lower entry barriers and specialisation in different trading segments, the list of “regulated markets” is subject to significant changes. For this reason, the Commission will publish an up-to-date version of the list on its official website in addition to the annual publication of a list in the Official Journal of the European Union.

1.1. The currently valid list of regulated markets can be found at

https://registers.esma.europa.eu/publication/searchRegister?core=esma_registers_upreg *

1.2. The following exchanges are included in the list of regulated markets:

1.2.1. Luxembourg: Euro MTF Luxembourg

1.3. Recognised markets in the EEA according to § 67 (2) 2 InvFG:

Markets in the EEA that have been classified as recognised markets by the competent supervisory authorities.

2. Exchanges in European countries outside of the EEA

2.1.	Bosnia and Herzegovina:	Sarajevo, Banja Luka
2.2.	Montenegro:	Podgorica
2.3.	Russia:	Moscow Exchange
2.4.	Switzerland:	SIX Swiss Exchange AG, BX Swiss AG
2.5.	Serbia:	Belgrade
2.6.	Turkey:	Istanbul (only “National Market” on the stock market)
2.7.	United Kingdom of Great Britain and Northern Ireland:	Cboe Europe Equities Regulated Market – Integrated Book Segment, London Metal Exchange, Cboe Europe Equities Regulated Market – Reference Price Book Segment, Cboe Europe Equities Regulated Market – Off-Book Segment, London Stock Exchange Regulated Market (derivatives), NEX Exchange Main Board (non-equity), London Stock Exchange Regulated Market, NEX Exchange Main Board (equity), Euronext London Regulated Market, ICE FUTURES EUROPE, ICE FUTURES EUROPE – AGRICULTURAL PRODUCTS DIVISION, ICE FUTURES EUROPE – FINANCIAL PRODUCTS DIVISION, ICE FUTURES EUROPE – EQUITY PRODUCTS DIVISION, and Gibraltar Stock Exchange

3. Exchanges in non-European countries

3.1.	Australia:	Sydney, Hobart, Melbourne, Perth
3.2.	Argentina:	Buenos Aires
3.3.	Brazil:	Rio de Janeiro, Sao Paulo

*) To open the list, select “Regulated market” under “Entity type” in the column on the left side of the page and then click “Search” (or “Show table columns” and “Update”). The link can be changed by the ESMA.

3.4.	Chile:	Santiago
3.5.	China:	Shanghai Stock Exchange, Shenzhen Stock Exchange
3.6.	Hongkong:	Hongkong Stock Exchange
3.7.	India:	Toronto, Vancouver, Montreal
3.8.	Indonesia:	Jakarta

3.9.	Israel:	Tel Aviv
3.10.	Japan:	Tokyo, Osaka, Nagoya, Fukuoka, Sapporo
3.11.	Canada:	Toronto, Vancouver, Montreal
3.12.	Colombia:	Bolsa de Valores de Colombia
3.13.	Korea:	Korea Exchange (Seoul, Busan)
3.14.	Malaysia:	Kuala Lumpur, Bursa Malaysia Berhad
3.15.	Mexiko:	Mexiko City
3.16.	New Zealand:	Wellington, Auckland
3.17.	Peru:	Bolsa de Valores de Lima
3.18.	Philippines:	Philippine Stock Exchange
3.19.	Singapore:	Singapore Stock Exchange
3.20.	South Africa:	Johannesburg
3.21.	Taiwan:	Taipei
3.22.	Thailand:	Bangkok
3.23.	USA:	New York, NYCE American, New York Stock Exchange (NYSE), Philadelphia, Chicago, Boston, Cincinnati, Nasdaq
3.24.	Venezuela:	Caracas
3.25.	Vereinigte Arab Emirates:	Abu Dhabi Securities Exchange (ADX)

4. Organised markets in countries outside of the European Union

4.1.	Japan:	over the counter market
4.2.	Canada:	over the counter market
4.3.	Korea:	over the counter market
4.4.	Switzerland:	over the counter market of the members of the International Capital Market Association (ICMA), Zurich
4.5.	USA:	over the counter market (under the supervision of an authority such as the SEC, FINRA, etc.)

5. Exchanges with futures and options markets

5.1.	Argentina:	Bolsa de Comercio de Buenos Aires
5.2.	Australia:	Australian Options Market, Australian Securities Exchange (ASX)
5.3.	Brazil:	Bolsa Brasileira de Futuros, Bolsa de Mercadorias & Futuros, Rio de Janeiro Stock Exchange, Sao Paulo Stock Exchange
5.4.	Hong Kong:	Hong Kong Futures Exchange Ltd.
5.5.	Japan:	Osaka Securities Exchange, Tokyo International Financial Futures Exchange, Tokyo Stock Exchange
5.6.	Canada:	Montreal Exchange, Toronto Futures Exchange
5.7.	Korea:	Korea Exchange (KRX)
5.8.	Mexiko:	Mercado Mexicano de Derivados
5.9.	New Zealand:	New Zealand Futures & Options Exchange
5.10.	Philippines:	Manila International Futures Exchange
5.11.	Singapore:	The Singapore Exchange Limited (SGX)
5.12.	South Africa:	Johannesburg Stock Exchange (JSE), South African Futures Exchange (SAFEX)
5.13.	Turkey:	TurkDEX
5.14.	USA:	NYCE American, Chicago Board Options Exchange, Chicago Board of Trade, Chicago Mercantile Exchange, Comex, FINEX, ICE Future US Inc. New York, Nasdaq, New York Stock Exchange, Boston Options Exchange (BOX)

Note regarding the data used

The sections Income Statement and Changes in Fund Assets, Statement of Assets and Liabilities and Details and Explanation of Tax Treatment in this annual report were prepared on the basis of data from the depositary bank for the Fund.

The data and information provided by the depositary bank were collected with the greatest possible care and were checked solely for plausibility.

Note for retail funds:

Unless indicated otherwise, source: Erste Asset Management GmbH. Our languages of communication are German and English. The full prospectus as well as the complete Information for Investors pursuant to § 21 AIFMG (and any amendments to these documents) were published in Amtsblatt zur Wiener Zeitung in accordance with the provisions of the InvFG 2011 and AIFMG in conjunction with the InvFG 2011 as amended and are available free of charge at the registered office of the Investment Firm and at the head office of the depositary bank. The exact date of most recent publication of the prospectus and Information for Investors pursuant to § 21 AIFMG, the languages in which the key information documents are available, and any additional locations where the documents can be obtained can be viewed on the website www.erste-am.at.

www.erste-am.com

www.erste-am.at