

ERSTE RESPONSIBLE STOCK EUROPE

Jointly owned fund pursuant to the InvFG

Annual Report 2022/23

Contents

General Information about the Investment Firm	3
Development of the Fund	4
Method of Calculating the Global Exposure.....	5
Asset Allocation	5
Comparative Overview	6
Disbursement/Payment	8
Income Statement and Changes in Fund Assets.....	9
Statement of Assets and Liabilities as of 28 February 2023	13
Remuneration Policy.....	20
Audit Report*	22
Annex Sustainability-Related Information	25
Fund Rules.....	41

General Information about the Investment Firm

The company	Erste Asset Management GmbH Am Belvedere 1, A-1100 Vienna Telephone: +43 05 0100-19777, fax: +43 05 0100-919777
Registered capital	EUR 2.50 million
Shareholders	Erste Group Bank AG (64.67%) Erste Bank der österreichischen Sparkassen AG (22.17%) Steiermärkische Bank und Sparkassen Aktiengesellschaft (3.30%) Tiroler Sparkasse Bankaktiengesellschaft Innsbruck (1.74%) DekaBank Deutsche Girozentrale, Frankfurt (1.65%) „Die Kärntner“ Trust-Vermögensverwaltungsgesellschaft m. b. H. & Co KG (1.65%) Salzburger Sparkasse Bank Aktiengesellschaft (1.65%) Sieben Tiroler Sparkassen Beteiligungsgesellschaft m. b. H. (1.65%) NÖ-Sparkassen Beteiligungsgesellschaft m. b. H. (0.76%) VIENNA INSURANCE GROUP AG Wiener Versicherung Gruppe (0.76%)
Supervisory Board	Rudolf SAGMEISTER (Chairman) Manfred BARTALSZKY Maximilian CLARY UND ALDRINGEN Harald GASSER Gerhard GRABNER Harald Frank GRUBER Oswald HUBER (Deputy Chairman – from 21.09.2022) Radovan JELASITY Ertan PISKIN (from 10.10.2022) Peter PROBER Rupert RIEDER (until 21.09.2022) Gabriele SEMMELROCK-WERZER Reinhard WATTL Gerald WEBER Appointed by the Works Council: Martin CECH Regina HABERHAUER Heinrich Hubert REINER Peter RIEDERER Nicole WEINHENGST Manfred ZOUREK
Managing directors	Heinz BEDNAR Winfried BUCHBAUER Peter KARL Thomas KRAUS
Prokuristen (proxies)	Karl FREUDENSCHUSS Manfred LENTNER Günther MANDL Gerold PERMOSER Magdalena REISCHL Oliver RÖDER
State commissioners	Wolfgang EXL (from 01.09.2022) Angelika SCHÄTZ Wolfgang TRISKO (until 14.05.2022)
Auditor	Ernst & Young Wirtschaftsprüfungsgesellschaft m.b.H.
Depositary bank	Erste Group Bank AG

Dear Unit-holder,

We are pleased to present you the following annual report for the ERSTE RESPONSIBLE STOCK EUROPE jointly owned fund pursuant to the InvFG for the accounting year from 1 March 2022 to 28 February 2023.

Even as the COVID-19 pandemic spreads, we are not losing sight of our responsibility to manage the assets entrusted to our care in a manner that maintains our ability to act on the capital markets and that enables us to make the best possible allocation decisions.

Modern technology also allows us to meet these obligations in full via teleworking.

Development of the Fund

Market environment

The European equity market was hit hard by the sanctions imposed on Russia following its invasion of Ukraine and reached its lowest point in late September 2022. The price losses on the equity market were due entirely to falling valuations, whilst corporate earnings held fairly steady. This was due in particular to the sharp rise in gas and crude oil prices, which peaked around the midpoint of the year. The subsequent fall in energy prices and better-than-expected earnings figures posted by European companies fuelled a strong recovery on the equity market from September 2022 until the end of the reporting period.

The Ukraine war, the associated international sanctions against Russia, and the after-effects of the extremely loose monetary policy pursued for years by the US and European central banks combined to push inflation up sharply. The rate hikes that this prompted from the central banks affected the equity markets and attracted investors' attention. The rise in long-term interest rates, which act as a discount factor for future payment flows, pushed down equity valuations. This shift in interest rate policy hit growth shares particularly hard. This especially affects the performance of investment styles such as growth and value. A rotation between the investment styles was seen during the accounting year, with value equities outperforming their growth counterparts.

Investment policy/portfolio commentary

The Fund's investment focus is on high-quality shares. Thus, it primarily selects companies that have good balance sheet and earnings figures and that have a sustainable business model. The fund management follows the strategy of maintaining a good balance between defensive and cyclical shares. The investment style can be adapted to market expectations as appropriate through the overweighting and underweighting of growth and value. The Fund is oriented towards the strict sustainability criteria of Erste Asset Management. Further information on the environmental/social characteristics of the Fund can be found in the annex "Sustainability-Related Information" in this annual report.

The Fund's investment level was between 91.97% and 99.72% during the reporting period. With an eye on the Ukraine war and rising inflation and key rates, the fund management increased its focus on the durable consumer goods, non-durable consumer goods, and information technology sectors.

For most of the time, we assigned lower weightings to shares from Scandinavia and increased our investment in shares in UK and French companies.

The top performers in the Fund were Novo Nordisk (health care) at plus 48%, followed by Standard Chartered (financials) at plus 43%, DR Ing HC F Porsche AG (durable consumer goods) at plus 39%, ING Groep NV (financials) at plus 39%, and Münchner Rückversicherung (financials) at plus 38%.

The share of equities in the Fund is currently 96.3% (28 February 2023). The Fund made no use of options or futures. The Fund posted a performance of plus 1.28% (ISIN: AT0000A1E0V5) for the reporting period.

Method of Calculating the Global Exposure

Method of calculating the global exposure:		Commitment approach
Reference assets used:		-
Value at risk:	Lowest value:	-
	Average value:	-
	Highest value:	-
Model used:		-
Leverage* when using the value-at-risk calculation method:		-
Leverage** according to § 4 of the 4 th Derivatives Risk Measurement and Reporting Regulation:		-

* Total nominal values of derivative instruments without taking into account offsetting and hedging (item 8.5. Schedule B InvFG 2011).

** Total derivative risk taking offsetting and hedging into account = total of the equivalent values of the underlying assets as a percentage of the fund assets.

Asset Allocation

	As of 28.02.2023	
	EUR millions	%
Equities		
GBP	35.3	19.91
DKK	12.1	6.82
EUR	89.5	50.53
NOK	2.8	1.59
SEK	6.4	3.61
CHF	24.4	13.78
Securities	170.4	96.25
Bank balances	6.4	3.62
Dividend entitlements	0.3	0.15
Interest entitlements	0.0	0.01
Other deferred items	-0.0	-0.02
Fund assets	177.1	100.00

Comparative Overview

Accounting year	Fund assets
2020/2021	62,966,345.25
2021/2022	215,819,890.52
2022/2023	177,053,305.47

General information about performance:

The performance of unit categories with no outstanding units at the end of the reporting period or no outstanding units during the reporting period is generally based on the dividend-adjusted performance of the overall fund. In these cases, the performance is not reported below.

When a unit category is issued during the reporting period, the performance and reinvestment are calculated from the point in time that the unit category is launched. Because of this and possible other fees and currency classes, the performance and reinvestment of this unit category differ from those of comparable unit categories.

The performance is determined assuming the reinvestment of all paid dividends and amounts at their nominal value on the day of disbursement.

Accounting year	Fund type	ISIN	Currency	Calculated value per unit	Dividend disbursement/payment	Re-investment	Development in per cent
2020/2021	Dividend-bearing	AT0000A1EOV5	EUR	151.25	3.9000	0.0000	11.66
2021/2022	Dividend-bearing	AT0000A1EOV5	EUR	166.03	5.0000	1.5317	12.36
2022/2023	Dividend-bearing	AT0000A1EOV5	EUR	162.89	4.6500	0.0000	1.28

Accounting year	Fund type	ISIN	Currency	Calculated value per unit	Dividend disbursement/payment	Re-investment	Development in per cent
2020/2021	Non-dividend-bearing units	AT0000645973	EUR	168.02	0.0844	0.0000	11.66
2021/2022	Non-dividend-bearing units	AT0000645973	EUR	188.78	0.8647	3.7490	12.40
2022/2023	Non-dividend-bearing units	AT0000645973	EUR	190.37	0.8225	3.1299	1.32

Accounting year	Fund type	ISIN	Currency	Calculated value per unit	Dividend disbursement/payment	Re-investment	Development in per cent
2020/2021	Non-dividend-bearing units	AT0000A28E54	EUR	112.99	0.2711	0.8875	12.83
2021/2022	Non-dividend-bearing units	AT0000A28E54	EUR	128.10	1.1837	5.2888	13.61
2022/2023	Non-dividend-bearing units	AT0000A28E54	EUR	129.90	0.8235	3.2404	2.39

Accounting year	Fund type	ISIN	Currency	Calculated value per unit	Dividend disbursement/payment	Re-investment	Development in per cent
2020/2021	KESt-exempt non-dividend-bearing units	AT0000A0WM11	EUR	168.30	-	-	-
2021/2022	KESt-exempt non-dividend-bearing units	AT0000A0WM11	EUR	189.19	-	5.9135	12.41
2022/2023	KESt-exempt non-dividend-bearing units	AT0000A0WM11	EUR	191.71	-	4.4150	1.33

Accounting year	Fund type	ISIN	Currency	Calculated value per unit	Dividend disbursement/payment	Re-investment	Development in per cent
2020/2021	KESt-exempt non-dividend-bearing units	AT0000A2QP89	CZK	-	-	-	-
2021/2022	KESt-exempt non-dividend-bearing units	AT0000A2QP89	CZK	2,608.86	-	92.4368	0.83
2022/2023	KESt-exempt non-dividend-bearing units	AT0000A2QP89	CZK	2,468.63	-	53.9994	-5.38

Accounting year	Fund type	ISIN	Currency	Calculated value per unit	Dividend disbursement/payment	Re-investment	Development in per cent
2020/2021	KESt-exempt non-dividend-bearing units	AT0000A2QP97	HUF	-	-	-	-
2021/2022	KESt-exempt non-dividend-bearing units	AT0000A2QP97	HUF	38,372.76	-	#####	6.49
2022/2023	KESt-exempt non-dividend-bearing units	AT0000A2QP97	HUF	39,765.67	-	860.1644	3.63

Disbursement/Payment

The following disbursement or payment will be made for the accounting year from 1 March 2022 to 28 February 2023. The coupon-paying bank is obligated to withhold capital gains tax from this disbursement if the respective investor is not exempt from the payment of this tax.

The disbursement or payment will be effected on or after 1 June 2023 at

Erste Group Bank AG, Vienna,

and the respective bank managing the Unit-holder's securities account.

Fund type	ISIN	Currency	Dividend disbursement/ payment		KESSt with option declaration	KESSt w/o option declaration	Reinvestment
Dividend-bearing units	AT0000A1E0V5	EUR	4.6500		0.7373	0.7373	0.0000
Non-dividend-bearing units	AT0000645973	EUR	0.8225		0.8225	0.8225	3.1299
Non-dividend-bearing units	AT0000A28E54	EUR	0.8235		0.8235	0.8235	3.2404
KESSt-exempt non-dividend-bearing units	AT0000A0WM11	EUR	-	*	-	-	4.4150
KESSt-exempt non-dividend-bearing units	AT0000A2QP89	CZK	-	*	-	-	53.9994
KESSt-exempt non-dividend-bearing units	AT0000A2QP97	HUF	-	*	-	-	860.1644

* Pursuant to the penultimate sentence of § 58 (2) of the Austrian Investment Fund Act, no capital gains tax will be paid.

Income Statement and Changes in Fund Assets

1. Value Development over the Accounting Year (Fund Performance)

Calculation according to the OeKB method per unit in the unit currency not accounting for a front-end surcharge

The performance of unit categories with no outstanding units at the end of the reporting period or no outstanding units during the reporting period is generally based on the dividend-adjusted performance of the overall fund. In these cases, the "performance", the "net earnings per unit", and the "total value including (notional) units gained through disbursement/payment" are not reported in the following.

When a unit category is issued during the reporting period, the performance is calculated from the point in time that the unit category is launched. Because of this and possible other fees and currency classes, the performance of this unit category differs from that of comparable unit categories.

AT0000A1EOV5 dividend-bearing units EUR	
Unit value at the beginning of the reporting period (241,080.373 units)	166.03
Disbursement/payment on 30.05.2022 (corresponds to roughly 0.0324 units at a calculated value of 154.40)	5.0000
Unit value at the end of the reporting period (242,727.743 units)	162.89
Total value including (notional) units gained through dividend disbursement/payment	168.16
Net earnings per unit	2.13
Value development of one unit in the period	1.28%

AT0000645973 non-dividend-bearing units EUR	
Unit value at the beginning of the reporting period (825,762.826 units)	188.78
Disbursement/payment on 30.05.2022 (corresponds to roughly 0.0048 units at a calculated value of 180.45)	0.8647
Unit value at the end of the reporting period (604,303.067 units)	190.37
Total value including (notional) units gained through dividend disbursement/payment	191.28
Net earnings per unit	2.50
Value development of one unit in the period	1.32%

AT0000A28E54 non-dividend-bearing units EUR	
Unit value at the beginning of the reporting period (889.914 units)	128.10
Disbursement/payment on 30.05.2022 (corresponds to roughly 0.0097 units at a calculated value of 122.16)	1.1837
Unit value at the end of the reporting period (992.536 units)	129.90
Total value including (notional) units gained through dividend disbursement/payment	131.16
Net earnings per unit	3.06
Value development of one unit in the period	2.39%

AT0000A0WM11 KES-t-exempt non-dividend-bearing units EUR	
Unit value at the beginning of the reporting period (22,532.539 units)	189.19
Disbursement/payment	0.0000
Unit value at the end of the reporting period (36,087.357 units)	191.71
Total value including (notional) units gained through dividend disbursement/payment	191.71
Net earnings per unit	2.52
Value development of one unit in the period	1.33%

AT0000A2QP89 KES-st-exempt non-dividend-bearing units CZK	
Unit value at the beginning of the reporting period (127,229.966 units)	2,608.86
Disbursement/payment	0.0000
Unit value at the end of the reporting period (126,518.545 units)	2,468.63
Total value including (notional) units gained through dividend disbursement/payment	2,468.63
Net earnings per unit	-140.23
Value development of one unit in the period	-5.38%

AT0000A2QP97 KES-st-exempt non-dividend-bearing units HUF	
Unit value at the beginning of the reporting period (22,620.337 units)	38,372.76
Disbursement/payment	0.0000
Unit value at the end of the reporting period (20,407.637 units)	39,765.67
Total value including (notional) units gained through dividend disbursement/payment	39,765.67
Net earnings per unit	1,392.91
Value development of one unit in the period	3.63%

2. Fund Result

a. Realised fund result

Ordinary fund result

Income (without profit or loss from price changes)

Interest income (excluding income adjustment) 30,488.09

Dividend income 4,438,146.24

Other income 8) 0.00

Total income (without profit or loss from price changes) 4,468,634.33

Interest paid - 139,530.34

Expenses

Fees paid to Investment Firm - 2,560,777.89

Costs for the financial auditor and tax consultation - 6,897.00

Publication costs - 135,282.27

Securities account fees - 83,856.92

Depositary bank fees - 204,862.39

Costs for the external consultant 0.00

Performance fee -

Total expenses - 2,991,676.47

Compensation for management costs from sub-funds 1) 0.00

Ordinary fund result (excluding income adjustment) 1,337,427.52

Realised profit or loss from price changes 2) 3)

Realised gains 4) 8,736,516.03

Realised losses 5) - 6,289,357.17

Realised profit or loss from price changes (excluding income adjustment) 2,447,158.86

Realised fund result (excluding income adjustment) 3,784,586.38

b. Unrealised profit or loss from price changes 2) 3)

Changes in the unrealised profit or loss from price changes 7) - 6,041,566.65

Result for the reporting period 6) - 2,256,980.27

c. Income adjustment

Income adjustment for income in the period - 16,523.04

Income adjustment for profit carried forward from dividend-bearing units 113,588.59

Overall fund result - 2,159,914.72

3. Changes in Fund Assets

Fund assets at the beginning of the reporting period	215,819,890.52
Disbursement/payment in the accounting year	- 1,788,205.85
Issue and redemption of units	- 34,818,464.48
Overall fund result	
(The fund result is shown in detail under item 2.)	- 2,159,914.72
Fund assets at the end of the reporting period	<u>177,053,305.47</u>

- 1) Reimbursements (in the sense of commissions) paid by third parties are forwarded to the Fund after deduction of appropriate costs. Erste Bank der oesterreichischen Sparkassen AG receives 25% of the calculated commissions to cover administrative costs.
- 2) Realised profits and losses are not calculated precisely for the specific periods, which means that they, as is the case for the changes in the unrealised profit or loss, are not necessarily congruent with the changes in the value of the fund in the accounting year.
- 3) Total profit or loss from price changes without income adjustment (realised profit or loss from price changes, without income adjustment, plus changes in the unrealised profit or loss): EUR -3,594,407.79.
- 4) Thereof profits from transactions with derivative financial instruments: EUR 0.00.
- 5) Thereof losses from transactions with derivative financial instruments: EUR 0.00.
- 6) The result for the accounting year includes explicitly reported transaction costs in the amount of EUR 43,095.53.
- 7) Thereof changes in unrealised gains EUR -4,413,961.19 and unrealised losses EUR -1,627,605.46.
- 8) The earnings reported under this item can be attributed to lending fees from securities lending transactions conducted with Erste Group Bank AG in the amount of EUR 0.00, to earnings from real estate funds in the amount of EUR 0.00, and to other earnings in the amount of EUR 0.00.

Statement of Assets and Liabilities as of 28 February 2023

(including changes in securities assets from 1 March 2022 to 28 February 2023)

Security designation	ISIN number	Purch./ additions	Sales/ disposals	Holding Units/nominal (nom. in 1,000, rounded)	Price	Value in EUR	% share of fund assets
Publicly traded securities							
Equities denominated in GBP							
Issue country Great Britain							
ASTRAZENECA PLC DL-.25	GB0009895292	0	19,300	61,715	108.800	7,665,496.89	4.33
DIAGEO PLC LS-.28935185	GB0002374006	0	0	103,230	35.290	4,158,898.00	2.35
SEGRO PLC LS-.10	GB00B5ZN1N88	0	67,000	37,000	8.234	347,802.96	0.20
TESCO PLC LS-.0633333	GB00BLGZ9862	0	0	694,249	2.550	2,021,045.66	1.14
UNILEVER PLC LS-.031111	GB00B10RZP78	0	0	7,950	41.360	375,377.59	0.21
Total issue country Great Britain						14,568,621.10	8.23
Total equities denominated in GBP translated at a rate of 0.87595						14,568,621.10	8.23
Equities denominated in DKK							
Issue country Denmark							
DSV BONUS-AKT.	DK0060079531	14,000	0	14,000	1,281.000	2,409,657.98	1.36
NOVO-NORDISK REG.B DK-.20	DK0060534915	0	33,000	61,050	996.200	8,171,662.94	4.62
ORSTED A/S DK 10	DK0060094928	0	17,100	18,168	615.200	1,501,763.99	0.85
Total issue country Denmark						12,083,084.91	6.82
Total equities denominated in DKK translated at a rate of 7.44255						12,083,084.91	6.82
Equities denominated in EUR							
Issue country Belgium							
KBC GROEP N.V.	BE0003565737	0	0	25,490	70.700	1,802,143.00	1.02
Total issue country Belgium						1,802,143.00	1.02
Issue country Germany							
ADIDAS AG NA N.P.	DE000A1EWWW0	0	5,000	6,290	141.660	891,041.40	0.50
ALLIANZ SE NA N.P.	DE0008404005	0	0	16,000	222.150	3,554,400.00	2.01
DR.ING.H.C.F.PORSCHE VZOI	DE000PAG9113	5,000	0	5,000	114.100	570,500.00	0.32
MERCEDES-BENZ GRP NA N.P.	DE0007100000	0	0	55,000	72.650	3,995,750.00	2.26
MUENCH.RUECKVERS.VNA N.P.	DE0008430026	0	0	6,794	326.100	2,215,523.40	1.25
PUMA SE	DE0006969603	0	0	21,660	60.400	1,308,264.00	0.74
SIEMENS AG NA N.P.	DE0007236101	26,000	19,740	26,000	144.700	3,762,200.00	2.12
SYMRISE AG BEARER N.P.	DE000SYM9999	0	0	8,447	96.800	817,669.60	0.46
Total issue country Germany						17,115,348.40	9.67
Issue country Great Britain							
UNILEVER PLC LS-.031111	GB00B10RZP78	0	0	114,750	47.000	5,393,250.00	3.05
Total issue country Great Britain						5,393,250.00	3.05

ERSTE RESPONSIBLE STOCK EUROPE

Security designation	ISIN number	Purch./ additions Units/nominal (nom. in 1,000, rounded)	Sales/ disposals	Holding	Price	Value in EUR	% share of fund assets
Issue country Ireland							
CRH PLC EO-.32	IE0001827041	0	25,000	41,526	44.520	1,848,737.52	1.04
Total issue country Ireland						1,848,737.52	1.04
Issue country Spain							
CELLNEX TELECOM SA EO-.25	ES0105066007	0	0	12,200	35.560	433,832.00	0.25
Total issue country Spain						433,832.00	0.25
Total equities denominated in EUR						26,593,310.92	15.02
Equities denominated in NOK							
Issue country Norway							
ADEVINTA ASA NK1	N00010844038	70,000	0	70,000	77.700	495,693.78	0.28
DNB BANK ASA NK 100	N00010161896	0	0	122,670	207.600	2,320,919.75	1.31
Total issue country Norway						2,816,613.53	1.59
Total equities denominated in NOK translated at a rate of 10.97250						2,816,613.53	1.59
Equities denominated in SEK							
Issue country Sweden							
ALFA LAVAL AB SK 2.5	SE0000695876	51,000	0	51,000	345.000	1,590,939.92	0.90
ATLAS COPCO A	SE0017486889	194,640	0	194,640	124.680	2,194,286.83	1.24
EPIROC AB A	SE0015658109	0	0	84,361	201.500	1,537,026.22	0.87
EQT AB	SE0012853455	50,000	0	50,000	235.000	1,062,435.01	0.60
Total issue country Sweden						6,384,687.98	3.61
Total equities denominated in SEK translated at a rate of 11.05950						6,384,687.98	3.61
Equities denominated in CHF							
Issue country Switzerland							
ABB LTD. NA SF 0.12	CH0012221716	0	0	84,720	31.280	2,666,171.94	1.51
Total issue country Switzerland						2,666,171.94	1.51
Total equities denominated in CHF translated at a rate of 0.99395						2,666,171.94	1.51
Total publicly traded securities						65,112,490.38	36.78
Securities admitted to organised markets							
Equities denominated in GBP							
Issue country Great Britain							
ASHTAD GRP PLC LS-.10	GB0000536739	0	0	21,740	55.100	1,367,514.13	0.77
COMPASS GROUP LS-.1105	GB00BD6K4575	0	0	113,500	19.200	2,487,813.23	1.41
CRODA INTL LS-.10609756	GB00BJFFLV09	0	0	23,000	65.620	1,722,997.89	0.97
GSK PLC LS-.3125	GB00BN7SWP63	139,988	0	139,988	14.254	2,277,971.29	1.29
HALEON PLC LS 0.01	GB00BMX86B70	174,985	0	174,985	3.220	643,146.54	0.36

Security designation	ISIN number	Purch./ additions Units/nominal (nom. in 1,000, rounded)	Sales/ disposals	Holding	Price	Value in EUR	% share of fund assets
ITV PLC LS -.10	GB0033986497	0	0	420,900	0.884	424,768.08	0.24
LAND SECURITIES GROUP PLC	GB00BYW0PQ60	0	0	153,220	6.878	1,203,090.54	0.68
LEGAL GENL GRP PLCLS-.025	GB0005603997	0	0	596,850	2.559	1,743,637.37	0.98
LLOYDS BKG GRP LS-.10	GB0008706128	0	0	3,232,310	0.526	1,941,710.74	1.10
NATIONAL GRID PLC	GB00BDR05C01	0	0	157,740	10.480	1,887,225.53	1.07
RECKITT BENCK.GRP LS -.10	GB00B24CGK77	0	0	32,990	57.620	2,170,082.54	1.23
STAND. CHART. PLC DL-.50	GB0004082847	0	0	218,970	7.842	1,960,343.33	1.11
VODAFONE GROUP PLC	GB00BH4HKS39	0	1,200,000	753,840	0.998	858,703.75	0.48
Total issue country Great Britain						20,689,004.96	11.69
Total equities denominated in GBP translated at a rate of 0.87595						20,689,004.96	11.69

Equities denominated in EUR**Issue country Belgium**

UMICORE S.A.	BE0974320526	0	0	34,270	31.570	1,081,903.90	0.61
Total issue country Belgium						1,081,903.90	0.61

Issue country France

AIR LIQUIDE BEARER EO 5.50	FR0000120073	1,558	10,000	17,138	150.560	2,580,297.28	1.46
AXA S.A. BEARER EO 2.29	FR0000120628	0	0	88,580	29.850	2,644,113.00	1.49
BNP PARIBAS BEARER EO 2	FR0000131104	0	35,000	39,960	66.150	2,643,354.00	1.49
CAPGEMINI SE BEARER EO 8	FR0000125338	0	0	11,300	177.850	2,009,705.00	1.14
DASSAULT SYS SE BEARER EO0.1	FR0014003TT8	0	39,200	19,025	36.580	695,934.50	0.39
KERING S.A. BEARER EO 4	FR0000121485	0	0	4,560	555.000	2,530,800.00	1.43
LVMH EO 0.3	FR0000121014	0	4,000	11,580	789.000	9,136,620.00	5.16
OREAL (L') BEARER EO 0.2	FR0000120321	0	0	10,000	375.100	3,751,000.00	2.12
PERNOD RICARD N.P.	FR0000120693	9,500	0	9,500	197.700	1,878,150.00	1.06
SANOFI SA BEARER EO 2	FR0000120578	36,000	0	36,000	88.890	3,200,040.00	1.81
SCHNEIDER ELEC. BEARER EO 4	FR0000121972	0	0	36,140	152.120	5,497,616.80	3.11
ST GOBAIN EO 4	FR0000125007	0	19,000	23,453	56.330	1,321,107.49	0.75
Total issue country France						37,888,738.07	21.40

Issue country Netherlands

AHOLD DELHAIZE,KON.EO-01	NL0011794037	0	0	49,480	30.015	1,485,142.20	0.84
ASML HOLDING EO -.09	NL0010273215	0	0	16,970	584.000	9,910,480.00	5.60
ING GROEP NV EO -.01	NL0011821202	0	120,000	83,990	13.266	1,114,211.34	0.63
KONINKLIJKE DSM EO 1.50	NL0000009827	0	10,800	9,700	116.700	1,131,990.00	0.64
NN GROUP NV EO -.12	NL0010773842	0	0	42,495	38.300	1,627,558.50	0.92
PROSUS NV EO -.05	NL0013654783	22,000	0	22,000	67.920	1,494,240.00	0.84
STELLANTIS NV EO -.01	NL00150001Q9	0	0	152,000	16.530	2,512,560.00	1.42
STMICROELECTRONICS	NL0000226223	0	21,000	46,370	45.425	2,106,357.25	1.19
Total issue country Netherlands						21,382,539.29	12.08

Issue country Spain

AMADEUS IT GRP SA EO 0.01	ES0109067019	25,000	40,345	25,000	59.400	1,485,000.00	0.84
CORPORACION A.E.R. EO 1	ES0105563003	0	0	28,200	36.620	1,032,684.00	0.58
Total issue country Spain						2,517,684.00	1.42
Total equities denominated in EUR						62,870,865.26	35.51

ERSTE RESPONSIBLE STOCK EUROPE

Security designation	ISIN number	Purch./ additions Units/nominal (nom. in 1,000, rounded)	Sales/ disposals	Holding	Price	Value in EUR	% share of fund assets
Equities denominated in CHF							
Issue country Switzerland							
LANDIS+GYR GROUP AG SF 10	CH0371153492	0	0	12,840	70.700	913,313.55	0.52
LOGITECH INTL NA SF -.25	CH0025751329	0	15,000	14,720	51.480	762,398.11	0.43
LONZA GROUP AG NA SF 1	CH0013841017	0	1,375	3,649	560.800	2,058,815.03	1.16
ROCHE HLDG AG GEN.	CH0012032048	0	8,800	28,357	271.800	7,754,346.40	4.38
SGS S.A. NA SF 1	CH0002497458	0	0	458	2,158.000	994,380.00	0.56
SIKA AG REG. SF 0.01	CH0418792922	0	2,850	8,380	263.900	2,224,942.90	1.26
STRAUMANN HLDG NA SF 0.01	CH1175448666	13,030	0	13,030	124.850	1,636,697.52	0.92
ZURICH INSUR.GR.NA.SFO.10	CH0011075394	0	0	12,000	446.400	5,389,405.91	3.04
Total issue country Switzerland						21,734,299.42	12.28
Total equities denominated in CHF translated at a rate of 0.99395						21,734,299.42	12.28
Total securities admitted to organised markets						105,294,169.64	59.47

Unlisted securities

Equities denominated in EUR

Issue country Germany

ABWICKL.BIOGAS I NA N.P.	DE000SBGS111	0	0	42,354	0.000	0.00	0.00
Total issue country Germany						0.00	0.00
Total equities denominated in EUR						0.00	0.00
Total unlisted securities						0.00	0.00

Breakdown of fund assets

Transferable securities						170,406,660.02	96.25
Forward exchange agreements						0	0.00
Financial futures						0	0.00
Options						0	0.00
Swaps						0	0.00
Bank balances						6,404,308.99	3.62
Dividend entitlements						263,114.45	0.15
Interest entitlements						8,898.73	0.01
Other deferred items						-29,676.72	-0.02
Fund assets						177,053,305.47	100.00

Investor note:

The values of assets in illiquid markets may deviate from their actual selling prices.

Dividend-bearing units outstanding	AT0000A1E0V5	units	242,727.743
Value of dividend-bearing unit	AT0000A1E0V5	EUR	162.89
Non-dividend-bearing units outstanding	AT0000645973	units	604,303.067
Value of non-dividend-bearing unit	AT0000645973	EUR	190.37
Non-dividend-bearing units outstanding	AT0000A28E54	units	992.536
Value of non-dividend-bearing unit	AT0000A28E54	EUR	129.90
KEST-exempt non-dividend-bearing units outstanding	AT0000A0WM11	units	36,087.357
Value of KEST-exempt non-dividend-bearing unit	AT0000A0WM11	EUR	191.71

KEST-exempt non-dividend-bearing units outstanding	AT0000A2QP89	units	126,518.545
Value of KEST-exempt non-dividend-bearing unit	AT0000A2QP89	CZK	2,468.63
KEST-exempt non-dividend-bearing units outstanding	AT0000A2QP97	units	20,407.637
Value of KEST-exempt non-dividend-bearing unit	AT0000A2QP97	HUF	39,765.67

The Fund is not permitted to engage in repurchase agreements pursuant to Regulation (EU) No. 2015/2365 (Regulation on Transparency of Securities Financing Transactions and of Reuse). For this reason, repurchase agreements were not employed.

No total return swaps pursuant to Regulation (EU) 2015/2365 (Regulation on Transparency of Securities Financing Transactions and of Reuse) were concluded for the Fund during the reporting period.

The Fund is not permitted to engage in securities lending agreements pursuant to Regulation (EU) No. 2015/2365 (Regulation on Transparency of Securities Financing Transactions and of Reuse). For this reason, securities lending agreements were not employed.

Explanation on disclosure pursuant to Delegated Regulation (EU) No. 2016/2251 supplementing Regulation (EU) No. 648/2012 of the European Parliament and of the Council on OTC derivatives, central counterparties, and trade repositories with regard to regulatory technical standards for risk-mitigation techniques for OTC derivative contracts not cleared by a central counterparty:

All OTC derivatives are traded through Erste Group Bank AG.

In the event of negative derivatives exposure, collateral in the form of cash or bonds is pledged to Erste Group Bank AG in accordance with the contractually agreed threshold.

In the event of positive derivatives exposure, EUR-denominated government bonds from the Republic of Austria and/or the Federal Republic of Germany are pledged by Erste Group Bank AG to the Fund in accordance with the contractually agreed threshold. A one-time discount of 4% is agreed with the counterparty for this collateral. Collateral that would require a higher discount pursuant to Annex II to Delegated Regulation (EU) No. 2016/2251 is not accepted.

Purchases and sales of transferable securities in the reporting period not listed in the statement of assets and liabilities

Security designation	ISIN number	Purch./ additions Units/nominal (nom. in 1,000, rounded)	Sales/ disposals
Publicly traded securities			
Equities denominated in GBP			
Issue country Great Britain			
GSK PLC LS-.25	GB0009252882	0	174,985
Equities denominated in DKK			
Issue country Denmark			
ISS AS DK 1	DK0060542181	0	83,870
VESTAS WIND SYS. DK -.20	DK0061539921	0	50,900

ERSTE RESPONSIBLE STOCK EUROPE

Security designation	ISIN number	Purch./ additions Units/nominal (nom. in 1,000, rounded)	Sales/ disposals
Equities denominated in EUR			
Issue country Germany			
AUMANN AG BEARER N.P.	DE000A2DAM03	0	65,940
DAIMLER TRUCK HLDG NA ON	DE000DTR0CK8	0	27,500
DEUTSCHE BOERSE NA N.P.	DE0005810055	0	13,480
DEUTSCHE POST AG NA N.P.	DE0005552004	0	55,390
Issue country France			
EUROAPI SAS EO 1	FR0014008VX5	1,565	1,565
TELEPERFORMANCE BEARER.E02.5	FR0000051807	0	4,380
Issue country Ireland			
KINGSPAN GRP PLC EO-.13	IE0004927939	0	28,300
Issue country Italy			
UNICREDIT	IT0005239360	0	110,330
Issue country Austria			
ERSTE GROUP BNK BEARER N.P.	AT0000652011	0	16,100
VOESTALPINE AG	AT0000937503	0	36,770
Equities denominated in NOK			
Issue country Norway			
AKER HORIZONS ASA NK 1	N00010921232	0	81,660
Equities denominated in SEK			
Issue country Sweden			
ATLAS COPCO A	SE0011166610	0	48,660
ATLAS COPCO RED. A FREE	SE0017486863	48,660	48,660
Equities denominated in CHF			
Issue country Switzerland			
ACCELLERON INDS NAM.SF-01	CH1169360919	4,236	4,236
STRAUMANN HLDG NA SF 0.10	CH0012280076	0	2,095

Security designation	ISIN number	Purch./ additions Units/nominal (nom. in 1,000, rounded)	Sales/ disposals
Securities admitted to organised markets			
Equities denominated in EUR			
Issue country France			
AMUNDI S.A. EO 2.50	FR0004125920	0	14,080
CREDIT AGRICOLE BEARER EO 3	FR0000045072	0	106,100
ORANGE BEARER EO 4	FR0000133308	0	82,130
Issue country Italy			
TECHNOGYM S.P.A.	IT0005162406	0	141,000
Issue country Luxembourg			
APERAM S.A.	LU0569974404	0	33,600
Issue country Netherlands			
KONINKL. PHILIPS EO -.20	NL0000009538	0	82,641
Issue country Spain			
BCO BIL.VIZ.ARG.NOM.EO-49	ES0113211835	0	301,120

Vienna, 2 May 2023

Erste Asset Management GmbH
Electronically signed

Inspection information: The electronic signatures of this document can be inspected at the website of Rundfunk und Telekom Regulierungs-GmbH (<https://www.signatur.rtr.at/de/vd/Pruefung.html>).

Note: This document was signed with two qualified electronic signatures. A qualified electronic signature has the same legal effect as a hand-written signature (Article 25 of Regulation [EU] No 910/2014 [eIDAS Regulation]).

Remuneration Policy

Remuneration paid to employees of Erste Asset Management GmbH in EUR (2021 financial year of Erste Asset Management GmbH)

No investment success bonuses are paid, and no other amounts are paid directly from the investment funds.

Number of employees as of 31.12.2021	262
Number of risk bearers in 2021	133
Fixed remuneration	18,971,588
Variable remuneration (bonuses)	5,819,336
Total employee remuneration	24,790,924
Thereof remuneration for managing directors	1,259,918
Thereof remuneration for managerial risk bearers	3,907,911
Thereof remuneration for risk bearers with control functions*	1,481,773
Thereof remuneration for other risk bearers	7,868,465
Thereof remuneration for employees in the same income bracket as managers and risk bearers due to the amount of their total remuneration	0
Total remuneration for risk bearers	14,518,067

* Managers with control functions are reported in this group

Principles governing performance-based remuneration components

The Management Company has adopted remuneration principles to prevent possible conflicts of interest and to ensure compliance with the standard rules of conduct when awarding remuneration to relevant persons.

Fixed salary components make up a large enough share of the total remuneration of all employees of the Management Company that a variable remuneration policy can be applied on an individualised basis.

The total remuneration (fixed and variable components) is governed by the principle of balance and is linked to sustainability so that the acceptance of excessive risks is not rewarded. Therefore, the variable remuneration forms no more than a balanced portion of the total remuneration awarded to an employee.

The performance-based remuneration components serve the short-term and long-term interests of the Management Company and contribute to preventing risky behaviour. The performance-based remuneration components take into account individual performance as well as the profitability of the Management Company.

The size of the bonus pool is calculated based on the bonus potential that can be applied to the different employee categories. Bonus potential is a percentage of the fixed annual gross remuneration. The bonus potential can be no more than 100% of the fixed annual gross remuneration. The bonus pool is adjusted depending on the success of the Management Company. The personal bonus is linked to individual performance. The total of personal bonuses is limited by the size of the bonus pool after deduction of penalties.

The performance-based payments are capped at 100% of the annual gross remuneration for all employees, including the material risk bearers (according to the definition in the remuneration policy) and managing directors of the

Management Company.

The remuneration system is made up of three components:

- 1) Fixed remuneration
- 2) Variable remuneration
- 3) Fringe benefits

The bonus potential is based on the fixed annual gross remuneration. The target agreements concluded with the employees contain qualitative and/or quantitative objectives. The payment of performance-based remuneration components is subject to a minimum profitability level for the Management Company and to performance targets.

Sixty per cent of the performance-based remuneration components are paid immediately; for employees who are involved directly in fund and portfolio management, 50% of this is paid immediately in cash and 50% is paid one year later in the form of non-cash instruments. The remaining 40% of the performance-based remuneration components are retained and paid out over a period of three years, with 50% of this also being paid in cash and 50% in the form of non-cash instruments for employees who are involved directly in fund and portfolio management. The non-cash instruments can consist of units in an investment fund that is administered by the Management Company, equivalent holdings or instruments linked to units, or equivalent non-cash instruments. Based on the principle of proportionality, the Management Company has set a materiality threshold below which there is no incentive to enter into inappropriate risks, for which reason there is no need to make delayed payment or payment in the form of a non-cash instrument. Other non-cash benefits are fringe benefits that are not associated with performance but with a specific position (e.g. company car) or that apply for all employees (e.g. holiday).

The Supervisory Board of the Management Company has set up a Remuneration Committee to ensure that the remuneration policy and its application are independently assessed. This committee consists of the following persons: Rudolf Sagmeister, Harald Gasser (remuneration expert), and Heinrich Hubert Reiner.

The complete remuneration policy of the Management Company can be viewed at http://www.erste-am.at/de/private_anleger/wer-sind-wir/investmentprozess.

The last audit of compliance with the requirements of the remuneration policy by the Supervisory Board in March 2022 revealed no deviations. There were also no material findings during the last audit by the Internal Auditing department.

No material changes were made to the remuneration policy during the past accounting year.

Audit Report*

Statement on the annual report

Audit opinion

We have audited the annual report prepared by Erste Asset Management GmbH, Vienna, for the fund under its management

ERSTE RESPONSIBLE STOCK EUROPE
Jointly owned fund pursuant to the InvFG

consisting of the statement of assets and liabilities as of 28 February 2023, the income statement for the accounting year ending on this date, and the other information specified in Annex I Schedule B of the Austrian Investment Fund Act 2011 (InvFG 2011).

Based on the findings of our audit, we believe that the annual report satisfies the legal requirements and provides a true and fair view of the assets and financial position as of 28 February 2023 and of the earnings position of the fund for the accounting year ending on this date in accordance with Austrian commercial law and the provisions of the InvFG 2011.

Basis for the audit opinion

We conducted our audit in accordance with § 49 (5) InvFG 2011 and in accordance with the Austrian principles of good auditing. These principles require the application of the International Standards on Auditing (ISA). Our responsibilities under these regulations and standards are described in the section “Responsibilities of the auditor in auditing the annual report” of our audit report. We are independent from the company as specified by the Austrian commercial and industry regulations and fulfilled our other professional obligations in accordance with these requirements. We feel that the audit evidence that we obtained up to the date of the audit certificate is sufficient and suitable to serve as a basis for our audit opinion as of that date.

Other information

The legal representatives are responsible for the other information. The other information includes all information in the annual report except for the statement of assets and liabilities, the income statement, the other information specified in Annex I Schedule B of the InvFG 2011, and the audit report.

Our audit opinion does not cover this other information, and we provide no assurance whatsoever for this other information.

In the context of our review of the annual report, we are responsible for reading this other information and assessing whether the other information contains material inconsistencies with the annual report or with the information gathered by us during our audit, or appears to contain other manners of material misstatements.

Should we come to the conclusion on the basis of the work completed with the other information received before the date of the audit report that this other information contains a material misstatement, we are required to report about this fact. We have nothing to report in this regard.

Management and supervisory board responsibilities relating to the annual report

The legal representatives are responsible for preparing the annual report and for ensuring that this report provides a true and fair view of the assets and financial and earnings position of the fund in accordance with Austrian commercial law and the provisions of the InvFG 2011. The legal representatives are also responsible for implementing the internal controls that they deem necessary to facilitate the preparation of an annual report that is free from material misstatements due to error or fraud.

The supervisory board is responsible for monitoring the accounting process of the company as it applies to the fund under its management.

Responsibilities of the auditor in auditing the annual report

Our goals are to ascertain with sufficient certainty whether the annual report contains material misstatements due to error or fraud and to issue an audit certificate that includes our audit opinion. Sufficient certainty is a high degree of certainty but no guarantee that an audit conducted in accordance with the Austrian standards on good auditing, which require the application of the ISA, will always discover material misstatements that may be present. Misstatements can result from fraud or errors and are considered to be material when it can be reasonably expected that individual misstatements or a combination of misstatements can influence economic decisions made by readers on the basis of this annual report.

As part of an audit conducted in accordance with the Austrian standards on good auditing, which require the application of the ISA, we exercise professional judgement and maintain professional scepticism during the entire audit process.

In addition:

- We identify and assess the risks of material misstatements in the annual report due to error or fraud, plan audit steps in response to these risks, perform the planned audit steps, and collect audit evidence that is sufficient and suitable to form a basis for our audit opinion. The risk that a material misstatement resulting from fraud will remain undiscovered is greater than for misstatements resulting from error because fraudulent activity can include collusion, the falsification of documents, intentional incomplete or misleading representations, and the circumvention of internal controls.
- We familiarise ourselves with the internal control systems that are relevant for the audit to plan audit steps that are appropriate under the specific circumstances, but not so as to state an opinion on the effectiveness of the company's internal control system.

- We assess the appropriateness of the accounting methods applied by the legal representatives and the reasonableness of the estimates made by the legal representatives in the accounts and of the associated information.
- We assess the overall presentation, the structure, and the content of the annual report including the figures as well as whether the annual report depicts the underlying transactions and events in a manner that provides a true and fair view.
- We discuss the planned scope and scheduling of the audit and any material audit findings, including material defects that we discover in the internal control system during our audit, with the supervisory board, among other issues.

Vienna, 15 May 2023

Ernst & Young

Wirtschaftsprüfungsgesellschaft m.b.H.

Mag. Andrea Stippl m.p.
(Certified Public
Accountant)

ppa MMag. Roland Unterweger m.p.
(Certified Public Accountant)

- * In the case of the publication or dissemination of the annual report in a form that deviates from the confirmed (unabridged German) version (e.g. an abridged version or translation), reference may not be made to the audit report or our audit without our approval.

Annex Sustainability-Related Information

Periodic disclosure for the financial products referred to in Article 8, paragraphs 1, 2 and 2a, of Regulation (EU) 2019/2088 and Article 6, first paragraph, of Regulation (EU) 2020/852

Product name:
ERSTE RESPONSIBLE STOCK EUROPE

Legal entity identifier:
5299006I9PTVH3FDI917

Environmental and/or social characteristics

For improved readability, for the purpose of this document, "Taxonomy Regulation" means Regulation (EU) 2020/852, "Disclosure Regulation" means Regulation (EU) 2019/2088, and "RTS" means Delegated Regulation (EU) 2022/1288.

Did this financial product have a sustainable investment objective?

Yes

It made **sustainable investments with an environmental objective**: __ %

in economic activities that qualify as environmentally sustainable under the EU Taxonomy

in economic activities that do not qualify as environmentally sustainable under the EU Taxonomy

It made **sustainable investments with a social objective**: __ %

No

It **promoted Environmental/Social (E/S) characteristics** and while it did not have as its objective a sustainable investment, it had a proportion of 90.80 % of sustainable investments

with an environmental objective in economic activities that qualify as environmentally sustainable under the EU Taxonomy

with an environmental objective in economic activities that do not qualify as environmentally sustainable under the EU Taxonomy

with a social objective

It promoted E/S characteristics, but **did not make any sustainable investments**



To what extent were the environmental and/or social characteristics promoted by this financial product met?

Conformity with the environmental and social characteristics promoted by the Fund was ensured by the continuous application of the process described below:

Fund applies a broad interpretation of sustainability. Both environmental and social characteristics are promoted through the application of the Management Company's proprietary sustainability approach. This is ensured by the application of the Management Company's ESG toolbox as part of the investment process.

No derivatives have been used to meet the environmental and social characteristics.

A distinction must be made between direct investments in securities, investments in investment funds managed by the management company and investments in investment funds managed by external management companies.

Direct investments in securities and investments in investment funds (indirect investments) managed by the management company

Exclusion Criteria			ESG Analysis / Best in Class		Integration	Engagement	Voting	Thematic funds	Focused sustainability Impact	Fulfill Austrian ecolabel or FNG label criteria
Minimum criteria	Exclusion criteria	Norm-based Screening	ESG Risk Analysis	Best in Class						
✓	✓	✓	✓	✓	✓	✓	✓	Not applicable		✓

At the level of the Fund, the Management Company is pursuing the objective of achieving improvements in the following key environmental and social aspects through its proprietary sustainability approach:

- The environmental footprint of the investments held by the Fund, in particular
 - the carbon footprint and the mitigation of climate change in general, and
 - the water footprint and measures for the responsible use of the resource water.
- The avoidance of environmental risks
 - for the protection of biodiversity
 - the responsible management of waste and other emissions
- Social factors such as
 - the exclusion of any investments in companies that produce or deal in controversial weapons.
 - the promotion of human rights and exclusion of issuers complicit in human rights violations.
 - the promotion of good working conditions, for example in the areas workplace safety and training, and the exclusion of issuers that are complicit in labour law violations, in particular of the core standards of the ILO.
 - the promotion of diversity and the exclusion of issuers that practice discrimination.
 - The avoidance of corruption and fraud.
- The promotion of good corporate governance:
 - the independence of supervisory bodies
 - management remuneration
 - good accounting practices
 - the protection of shareholder rights

Investments in investment funds (indirect investments) managed by external management companies

All invested financial products managed by external management companies must be classified as either Art. 8 or Art. 9 under the Disclosure Regulation, or at least comply with good governance requirements. This does not apply to invested government bond funds.

In addition, the sustainable/ESG investment process of all such investment funds undergo a pre investment due diligence. Only investment funds demonstrating an ESG selection process and ESG criteria similar to those of ERSTE RESPONSIBLE funds will be whitelisted for investment. Compliance with this requirement is reviewed on a regular basis. Funds, which's ESG standard no longer meet the ERSTE RESPONSIBLE standards are deleted from the whitelist and divested in the best interests of the investors.

In the case of the use of third party funds, based on the ESG fund selection criteria of the Management Company and the analysis of the investment process as disclosed by the respective producer, it is expected that these third party funds will have similar environmental and social characteristics as the funds managed by the Management Company. Nevertheless, differences may remain.

Therefore the environmental and/or social characteristics promoted by these investment funds are those declared by their respective producer in compliance with the Disclosure Regulation.

● **How did the sustainability indicators perform?**

Direct investments in securities and investments in investment funds (indirect investments) managed by the management company

Compliance with the social and environmental characteristics of the Fund is evaluated on the basis of the following indicators:

ESGenius score:

The ESGenius score depicts the ESG risk profile and quality of the ESG management of the issuer. It provides a holistic view of the performance of the analysed issuer in terms of the sustainability focuses listed above.

The minimum score required for the Fund and the average score of the investments held by the Fund are both considered.

Indicator 1: Compliance with the minimum score required for the Fund expressed in per cent of the fund assets

100% of the fund assets comply with the Fund's exclusion criteria.

Indicator 2: Average score of the investments held by the Fund

71.64 of 100 (As of 02/28/2023)

Exclusion criteria:

Continuous compliance with the Fund's exclusion criteria is assessed. This verification is performed daily by the Management Company's Risk Management department.

Indicator: Compliance with the Fund's exclusion criteria

100% of the fund assets comply with the Fund's exclusion criteria.

Sustainable Development Goals:

The Management Company assesses and reports to what degree the investments held by the Fund contribute to the 17 United Nations Sustainable Development Goals (SDGs). The contributions to the individual goals and the positive and negative overall contribution to the SDGs are reported.

Indicator 1: Share of the fund assets that makes a positive contribution to each of the 17 SDGs (As of 02/28/2023)

SDG	% fund volume
No Poverty #1	0.00
No Hunger #2	1.00
Good Health and Well Being #3	20.00
Quality Education #4	0.00
Gender Equality #5	0.00
Clean Water and Sanitation #6	0.00
Affordable and Clean Energy #7	2.00
Decent Work and Economic Growth #8	0.00
Industry, Innovation and Infrastructure #9	0.00

Sustainability indicators measure how the environmental or social characteristics promoted by the financial product are attained.

Reducing Inequality #10	3.00
Sustainable Cities and Communities #11	1.00
Responsible Consumption and Production #12	0.00
Climate Action #13	2.00
Life Below Water #14	0.00
Life on Land #15	1.00
Peace, Justice and Strong Institutions #16	0.00
Partnerships for the Goals #17	0.00

Indicator 2: Proportion of impacts/contributions to SDGs generated by the investment fund's investments that are positive in nature

52.00 % of the generated impacts/contributions to SDGs are positive in nature as of 02/28/2023

Indicator 3: Proportion of impacts to SDGs generated by the investment fund's investments that are negative in nature:

48.00 % of the generated impacts to SDGs are negative in nature as of 02/28/2023

A comprehensive description of the indicators, the most important contributions to the SDGs broken down by issuer, and the methodology upon which the calculation is based can be viewed on the following website:

<https://www.erste-am.at/en/private-investors/sustainability/publications-and-guidelines/green-pledge/#sdg-report>

Carbon footprint:

The Management Company calculates the Fund's carbon footprint based on the 12-month average of scope 1 + 2 greenhouse gas emissions.

Indicator: Carbon footprint

The carbon footprint of the Fund amounts to 64.12 tones per 1 million EURO sales (As of 02/28/2023)

A description of the indicators and the methodology upon which the calculation is based can be viewed on the following website:

<https://www.erste-am.at/en/private-investors/sustainability/responsible/#co2-footprint>

Water footprint:

The Management Company calculates the Fund's water footprint annually based on securities held directly in the Fund. The footprint is calculated and reported separately based on the degree of water scarcity in the regions in which the issuers in which the Fund invests consume water.

The indicator is calculated as far as there is sufficient data in the calculation systems.

Indicator: Water footprint relative to the overall global market, broken down by regions with low, medium, and high water scarcity as of 02/28/2023 (Unit of measurement: water withdrawal in m3 / thousand USD sales)

Region	Volume
High Stress Region	14.22
Medium Stress Region	215.53
Low Stress Region	65.80

A description of the indicators and the methodology upon which the calculation is based can be viewed on the following website:

<https://www.erste-am.at/en/private-investors/sustainability/responsible#wasserfussabdruck>

In case of subfunds, these factors are tracked based upon available look-through data. Tracking is only guaranteed for investment funds managed by the management company.

Investments in investment funds (indirect investments) managed by external management companies

- Compliance with the management company's ESG fund whitelist:

All invested investment funds managed by external management companies must be classified as either Art. 8 or Art. 9 under the Disclosure Regulation or at least comply with the requirements for good corporate governance. This does not apply to invested government bond funds.

In addition, the sustainable/ESG investment process of all such investment funds undergo a pre investment due diligence. Only investment funds demonstrating an ESG selection process and ESG criteria similar to those of ERSTE RESPONSIBLE funds will be whitelisted for investment. Compliance with this requirement is reviewed on a regular basis. Funds, which's ESG standard no longer meet the ERSTE RESPONSIBLE standards are deleted from the whitelist and divested in the best interests of the investors.

- Third party investment funds environmental and/or social characteristics:

The environmental and/or social indicators used to measure the attainment of their respective environmental and social characteristics promoted by these financial products are those declared by their respective manufacturers in compliance with the regulation.

Based on the management companies' ESG fund selection criteria and the analysis of the investment process, as disclosed by the respective manufacturer, it is expected that third party funds demonstrate similar environmental and social characteristics as funds managed by the management company. Nevertheless, differences can persist.

● **...and compared to previous periods?**

Not applicable

● **What were the objectives of the sustainable investments that the financial product partially made and how did the sustainable investment contribute to such objectives?**

The selection process provides, among other things, for investing in economic activities or assets that contribute to or promote one or more environmental objectives within the meaning of Art. 9 of the Taxonomy-Regulation. At the same time, the selection process does not exclude the possibility of promoting other environmental, social and corporate governance objectives with the investments underlying the investment fund than those currently provided for in the Taxonomy-Regulation.

The Taxonomy-Regulation (Art. 9) identifies environmentally sustainable activities based on their contribution to the following six environmental objectives:

- Climate change mitigation;
- Climate change adaptation;
- The sustainable use and protection of water and marine resources;
- The transition to a circular economy;
- Pollution prevention and control;

The protection and restoration of biodiversity and ecosystems. An economic activity is considered environmentally sustainable if it makes a significant contribution to one or more of the six environmental objectives, does not significantly compromise any of the environmental objectives, and is carried out in compliance with the minimum safeguards set forth in Art. 18 of the Taxonomy-Regulation.

The investment fund contributes to the objectives mentioned in Art. 9 of the Taxonomy-Regulation.

The breakdown of the share of investments for the EU taxonomy objectives mentioned in the previous questions, to which the investment fund contributed, is currently only possible to a limited extent due to the insufficient data situation.

A statement is currently only possible for the following environmental objectives as defined by the Taxonomy-Regulation:

- Climate protection: 3.73 %
- Climate change adaptation: 0.10 %

Due to the insufficient data situation, it is currently not possible to make a more differentiated allocation of the contribution of the sustainable facility to the stated goals.

In the past reporting period, sustainable investments were made with social objectives, among others.

Their description is discussed above.

If the disclosure of the companies in which investments are made does not readily indicate the extent to which the investments are made in environmentally sustainable business activities, data, if available, from ESG research partners is used.

Direct investments in securities and investments in investment funds (indirect investments) managed by the management company

The social and environmental objectives of the investment fund correspond to the focuses presented above. The sustainable investment process of the investment fund ensures that no investments are made in issuers that violate these criteria. In addition, security selection taking the ESGenius score into account results in issuers being preferred for the portfolio that have a lower risk of adverse impacts on the environmental and social objectives of the fund, and that make a positive environmental and/or social contribution through their exemplary management of these risks.

All issuers in which the Fund invests are analysed and selected before acquisition on the basis of a predefined sustainability process. The proprietary ESGenius process provides a comprehensive ESG analysis of each issuer based on its specific ESG risk profile and the measures taken to mitigate these risks. Based on the results of this analysis, the ESGenius rating, only those issuers that achieve a score of at least 50 of 100 possible points are eligible for investment based on a best-in-class approach. This minimum score can be higher depending on the sector of the economy in which the issuer is active. All issuers are also evaluated for violations of the Fund's exclusion criteria. This excludes at least half of the analysed issuers from the eligible universe of the Fund. The investment universe is assessed for compliance with these criteria at least once per quarter and updated as needed. Compliance with the eligible investment universe is verified daily. Securities from issuers that no longer meet the sustainability criteria of the Fund are sold while protecting Unit-holder interests.

Moreover, social, and environmental characteristics are promoted by applying exclusion criteria.

These are available on the following website:

<https://www.erste-am.at/en/private-investors/sustainability/publications-and-guidelines>

The Management Company also exercises an active ownership function. Through Commitment to Issuers and the Exercise of Voting Rights in the analysed investment universe, contributions are made to the improvement of the environmental and social performance of these companies.

The focus topics of the ESG analysis, selection process, and active ownership practices are adapted to the specific ESG risk profile of each issuer.

Investments in investment funds (indirect investments) managed by external management companies

All invested investment funds managed by external management companies shall be officially classified as Art. 8 or 9 in accordance with the Disclosure Regulation by their manufacturer or at least comply with good governance rules. This is not applicable to invested government bond funds.

In addition, the sustainable/ESG investment process of all such investment funds undergo a pre investment due diligence. Only investment funds demonstrating an ESG selection process and

ESG criteria similar to those of ERSTE RESPONSIBLE funds will be whitelisted for investment. Compliance with this requirement is reviewed on a regular basis. Funds, which's ESG standard no longer meet the ERSTE RESPONSIBLE standards are deleted from the whitelist and divested in the best interests of the investors.

In the case of the use of third party funds, based on the ESG fund selection criteria of the Management Company and the analysis of the investment process as disclosed by the respective producer, it is expected that these third party funds will have similar environmental and social characteristics as the funds managed by the Management Company. Nevertheless, differences may remain.

Therefore the objectives of the sustainable investments that these investment funds partially intends to make and the ways the sustainable investment contribute to such objectives are those defined by their respective producers.

● ***How did the sustainable investments that the financial product partially made not cause significant harm to any environmental or social sustainable investment objective?***

Direct investments in securities and investments in investment funds (indirect investments) managed by the management company

The sustainable investments described below, which comprise part of this financial product, do no significant harm to the environmental or social sustainable investment objectives because this financial product invests solely in issuers that have been qualified as sustainable by the Management Company based on the sustainable investment process described above. This categorisation sets forth that issuers may have no significant adverse impacts on environmental or social factors, as such a violation would preclude an investment based on the binding ESG characteristics of this investment process.

Investments in investment funds (indirect investments) managed by external management companies

All invested investment funds managed by external management companies shall be officially classified as Art. 8 or 9 in accordance with the Disclosure Regulation by their manufacturer or at least comply with good governance rules. This is not applicable to invested government bond funds.

In addition, the sustainable/ESG investment process of all such investment funds undergo a pre investment due diligence. Only investment funds demonstrating an ESG selection process and ESG criteria similar to those of ERSTE RESPONSIBLE funds will be whitelisted for investment. Compliance with this requirement is reviewed on a regular basis. Funds, which's ESG standard no longer meet the ERSTE RESPONSIBLE standards are deleted from the whitelist and divested in the best interests of the investors.

The sustainable investments partially made with these investment funds and how the sustainable investments partially made with these investment funds do not cause significant harm to an environmental or social sustainable investment objective are defined by their respective manufacturers.

How were the indicators for adverse impacts on sustainability factors taken into account?

Direct investments in securities and investments in investment funds (indirect investments) managed by the management company

Consideration and reduction of key adverse impacts on sustainability factors ("Principle Adverse Impact - "PAI") was performed during the reporting period through the following procedures and methods: Application of social and environmental exclusion criteria.

These can be viewed on the following website:

<https://www.erste-am.at/en/private-investors/sustainability/publications-and-guidelines>

Principal adverse impacts are the most significant negative impacts of investment decisions on sustainability factors relating to environmental, social and employee matters, respect for human rights, antic orruption and antibribery matters.

All 14 PAIs from Table 1 of the RTS, that apply to the investment fund were taken into account. The investment fund also takes the following PAIs from Tables 2 and 3, Annex I of the RTS into account:

- Indicator 8 (Table 2) - Exposure to areas of high water stress (share of investments in investee companies with sites located in areas of high water stress without a water management policy)
- Indicator 14 (Table 3) - Number of identified cases of severe human rights issues and incidents (number of cases of severe human rights issues and incidents connected to investee companies on a weighted average basis)

In addition, all issuers in which the Fund invests are analysed and selected before acquisition on the basis of a predefined sustainability process. The proprietary ESGenius process provides a comprehensive ESG analysis of each issuer based on its specific ESG risk profile and the measures taken to mitigate these risks. Based on the results of this analysis, the ESGenius rating, only those issuers that achieve at least an ESGenius score on the predefined minimum score are eligible for investment. This minimum score can be higher depending on the sector of the economy in which the issuer is active. For investments for which no ESGenius rating is available, the application of the good governance requirements ensures that PAI is taken into account on a fundamental level.

This excludes at least half of the analysed issuers from the eligible universe of the Fund.

The investment universe is assessed for compliance with these criteria at least once per quarter and updated as needed. Compliance with the eligible investment universe is verified daily. Securities from issuers that no longer meet the sustainability criteria of the Fund are sold while protecting Unit-holder interests.

During the reporting period, this led to a significant reduction in the principal adverse impacts on sustainability factors from the investments held by the Fund.

Investments in investment funds (indirect investments) managed by external management companies

All invested investment funds managed by external management companies shall be officially classified as Art. 8 or Art. 9 in accordance with the Disclosure Regulation by their manufacturer or at least comply with good governance rules. This is not applicable to invested government bond funds.

In addition, the sustainable/ESG investment process of all such investment funds undergo a pre investment due diligence. Only investment funds demonstrating an ESG selection process and ESG criteria similar to those of ERSTE RESPONSIBLE funds will be whitelisted for investment. Compliance with this requirement is reviewed on a regular basis. Funds, which's ESG standard no longer meet the ERSTE RESPONSIBLE standards are deleted from the whitelist and divested in the best interests of the investors.

Based on the management companies' ESG fund selection criteria and the analysis of the investment process, as disclosed by the respective manufacturer, it is expected that third party funds demonstrate similar environmental and social characteristics as funds managed by the management company. Nevertheless, differences can persist.

The indicators for adverse impacts on the sustainability factors were therefore taken into account in the way they were defined by the respective manufacturers.

Were sustainable investments aligned with the OECD Guidelines for Multinational Enterprises and the UN Guiding Principles on Business and Human Rights? Details: Direct investments in securities and investments in investment funds (indirect investments) managed by the management company

Sustainable investments are made by applying the exclusion criteria described above and taking into account the ESG analysis of issuers following the OECD Guidelines for Multinational Enterprises and the United Nations Guiding Principles on Business and Human Rights. Details are available on the following website:

<https://www.erste-am.at/en/private-investors/sustainability/publications-and-guidelines>

Investments in investment funds (indirect investments) managed by external management companies

All invested mutual funds managed by external management companies must be classified as either Art. 8 or 9 under the Disclosure Regulation or at least comply with the requirements for good corporate governance. This does not apply to invested government bond funds. How the sustainable investments comply with OECD Guidelines for Multinational Enterprises and the United Nations Guiding Principles on Business and Human Rights can be found in the documents of the external management companies.

These were assessed and complied with throughout the reporting period as described above.

The EU Taxonomy sets out a “do not significant harm” principle by which Taxonomy-aligned investments should not significantly harm EU Taxonomy objectives and is accompanied by specific Union criteria.

The “do no significant harm” principle applies only to those investments underlying the financial product that take into account the Union criteria for environmentally sustainable economic activities. The investments underlying the remaining portion of this financial product do not take into account the Union criteria for environmentally sustainable economic activities.

Any other sustainable investments must also not significantly harm any environmental or social objectives.



How did this financial product consider principal adverse impacts on sustainability factors?

Direct investments in securities and investments in investment funds (indirect investments) managed by the management company

The Management Company takes into account the principal adverse impacts (PAI) on sustainability factors in the investment strategy of this Fund.

The process described here was complied with throughout the reporting period.

All climate and other environment-related indicators and indicators for social and employee, respect for human rights, anti-corruption, and anti-bribery matters as set forth in Annex I of the RTS are taken into account in principle. However, it must be noted that not every indicator is relevant for every investment made by the Fund. The investment process ensures that all environmental, social, and corporate governance criteria that are relevant for the assessment of the respective investment are taken into account in the assessment of that investment.

In addition to taking the above indicators into account, the investment process also employs the optional indicators from Tables 2 and 3 of Annex I to the RTS where sufficient data is available

The Management Company considers the avoidance of greenhouse gas emissions, the responsible use of water, and respecting human rights to be the most important PAI.

Fundamentally, the PAI are taken into account not using quantitative requirements, but through the structured inclusion of the respective criteria in the sustainability analysis that is part of the Fund's investment process.

The most important PAI of the Fund are taken into account through multiple elements of the investment process. The following table shows the key process elements where this occurs on the basis of the Management Company's ESG toolbox.

Erste Asset Management ESG-Toolbox – PAI Consideration

Principal Adverse Impacts (PAI)		Exclusion Criteria			ESG Analysis / Best in Class		Integration	Engagement	Voting	Themed Funds	Focused sustainability impact	Austrian ECO label / FNG label	
		Minimum Criteria	Exclusions	Normsbased Screening	ESG Risk Analysis	Best in Class							
Environment	Greenhouse gas emissions	✓	✓		✓	✓		✓	✓	not applicable			
	Biodiversity	✓			✓	✓		✓	✓				
	Water				✓	✓		✓	✓				
	Waste		✓		✓	✓		✓	✓				
Social & employee matters	UN Global Compact		✓	✓	✓	✓		✓	✓				
	OECD Guidelines for Multinational Enterprise		✓	✓	✓	✓		✓	✓				
	Gender equality		✓	✓	✓	✓		✓	✓				
	Controversial weapons	✓											

In this, measures including the following are taken:

1. GHG emissions
2. Carbon footprint
3. GHG intensity of investee companies
4. Exposure to companies active in the fossil fuel sector
5. Share of non-renewable energy consumption and production
6. Energy consumption intensity per high impact climate sector
7. Activities negatively affecting biodiversity-sensitive areas
8. Emissions to water
9. Hazardous waste and radioactive waste ratio
10. Violations of UN Global Compact principles and Organisation for Economic Cooperation and Development (OECD) Guidelines for Multinational Enterprises
11. Lack of processes and compliance mechanisms to monitor compliance with UN Global Compact principles and OECD Guidelines for Multinational Enterprises
12. Unadjusted gender pay gap
13. Board gender diversity
14. Exposure to controversial weapons (anti-personnel mines, cluster munitions, chemical weapons and biological weapons)

Investments in investment funds (indirect investments) managed by external management companies

All invested investment funds managed by external management companies shall be officially classified as Art. 8 or Art. 9 in accordance with the Disclosure Regulation by their manufacturer or at least comply with good governance rules. This is not applicable to invested government bond funds.

In addition, the sustainable/ESG investment process of all such investment funds undergo a pre investment due diligence. Only investment funds demonstrating an ESG selection process and ESG criteria similar to those of ERSTE RESPONSIBLE funds will be whitelisted for investment. Compliance with this requirement is reviewed on a regular basis. Funds, which's ESG standard no longer meet the ERSTE RESPONSIBLE standards are deleted from the whitelist and divested in the best interests of the investors.

Based on the management companies' ESG fund selection criteria and the analysis of the investment process, as disclosed by the respective manufacturer, it is expected that third party funds demonstrate similar environmental and social characteristics as funds managed by the management company. Nevertheless, differences can persist.

Therefore, the indicators for adverse impacts on the sustainability factors were taken into account, in the way, they were defined by the respective manufacturers.



What were the top investments of this financial product?

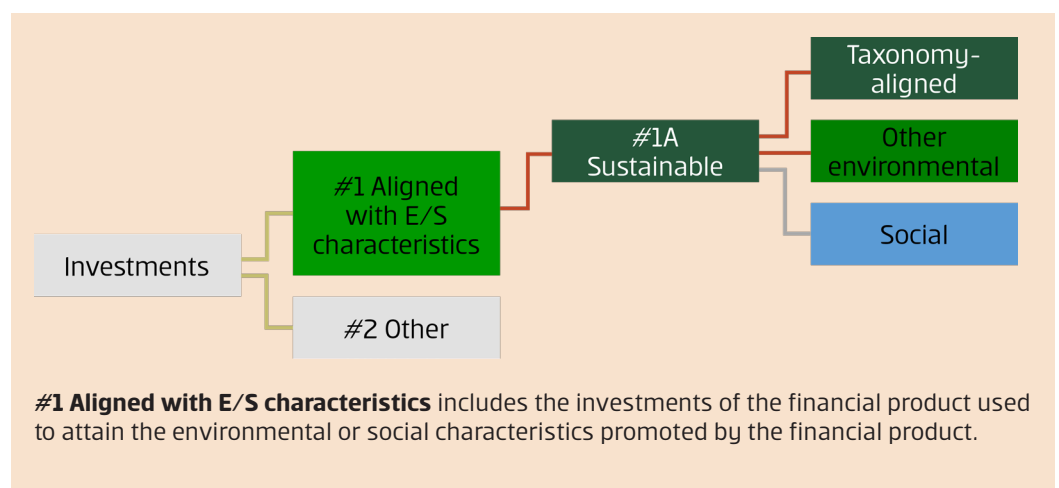
<i>Largest investments</i>	<i>Sector</i>	<i>% Assets</i>	<i>Country</i>
NL0010273215 - ASML HOLDING EO -,09	M - PROFESSIONAL, SCIENTIFIC AND TECHNICAL ACTIVITIES	5.86	NL
FR0000121014 - LVMH EO 0,3	M - PROFESSIONAL, SCIENTIFIC AND TECHNICAL ACTIVITIES	5.41	FR
GB0009895292 - ASTRAZENECA PLC DL-,25	M - PROFESSIONAL, SCIENTIFIC AND TECHNICAL ACTIVITIES	5.32	GB
DK0060534915 - NOVO-NORDISK NAM.B DK-,20	C - MANUFACTURING	4.98	DK
GB00B10RZP78 - UNILEVER PLC LS-,031111	M - PROFESSIONAL, SCIENTIFIC AND TECHNICAL ACTIVITIES	3.62	GB
CH0011075394 - ZURICH INSUR.GR.NA.SFO,10	K - FINANCIAL AND INSURANCE ACTIVITIES	3.41	CH
FR0000121972 - SCHNEIDER ELEC. INH. EO 4	M - PROFESSIONAL, SCIENTIFIC AND TECHNICAL ACTIVITIES	3.14	FR
GB0002374006 - DIAGEO PLC LS-,28935185	C - MANUFACTURING	2.89	GB
FR0000120321 - OREAL (L') INH. EO 0,2	M - PROFESSIONAL, SCIENTIFIC AND TECHNICAL ACTIVITIES	2.25	FR
DE0007100000 - MERCEDES-BENZ GRP NA O.N.	C - MANUFACTURING	2.21	DE
FR0000120578 - SANOFI SA INHABER EO 2	C - MANUFACTURING	2.14	FR
DE0008404005 - ALLIANZ SE NA O.N.	K - FINANCIAL AND INSURANCE ACTIVITIES	2.02	DE
CH0012221716 - ABB LTD. NA SF 0,12	C - MANUFACTURING	1.58	CH
GB00BD6K4575 - COMPASS GROUP LS-,1105	I - ACCOMMODATION AND FOOD SERVICE ACTIVITIES	1.57	GB
FR0000121485 - KERING S.A. INH. EO 4	G - WHOLESALE AND RETAIL TRADE; REPAIR OF MOTOR VEHICLES AND MOTORCYCLES	1.54	FR

The list includes the investments constituting **the greatest proportion of investments** of the financial product during the reference period which is:



What was the proportion of sustainability-related investments?

- **What was the asset allocation?**



Asset allocation describes the share of investments in specific assets.

#2 Other includes the remaining investments of the financial product which are neither aligned with the environmental or social characteristics, nor are qualified as sustainable investments.

The category **#1 Aligned with E/S characteristics** covers:

- The sub-category **#1A Sustainable** covers environmentally and socially sustainable investments.
- The sub-category **#1B Other E/S characteristics** covers investments aligned with the environmental or social characteristics that do not qualify as sustainable investments.

The investments of the financial product made to achieve the advertised environmental or social characteristics amounted to 90.80 %.

During the reporting period, the Fund invested 90.80 % of the fund assets in sustainable investments in accordance with Art 2 no 17 of the Disclosure Regulation.

Of this, 3.81 % were environmentally sustainable investments in accordance with the Taxonomy-Regulation.

Other environmentally sustainable investments comprised 86.99 % of the fund assets.

90.80 % of the fund assets fulfil the characteristics of socially sustainable investments.

Other investments accounted for 9.20 %.

All investments must confirm with this sustainability approach at the time of purchase, and thus qualify as sustainable in the sense of the Disclosure Regulation. In the event that an investment is identified as no longer qualifying as sustainable during the regular update of the ESG analysis, it must be sold while protecting the interests of Unit-holders.

Apart from a possible certification of the sustainability process, compliance with the requirements for environmentally sustainable business activities set out in Art. 3 of the Taxonomy-Regulation is neither confirmed by an auditor nor verified by third parties.

The level of investment in environmentally sustainable business activities is measured in terms of sales revenue based on available data. This allows for better comparability (also for investors) with other indicators to show sustainability. The management company currently receives this data from third parties (research providers).

● ***In which economic sectors were the investments made?***

<i>Economic sectors</i>	<i>% Share</i>
M - PROFESSIONAL, SCIENTIFIC AND TECHNICAL ACTIVITIES	34.96
C - MANUFACTURING	32.59
K - FINANCIAL AND INSURANCE ACTIVITIES	17.76
J - INFORMATION AND COMMUNICATION	4.09
G - WHOLESALE AND RETAIL TRADE; REPAIR OF MOTOR VEHICLES AND MOTORCYCLES	2.82
D - ELECTRICITY, GAS, STEAM AND AIR CONDITIONING SUPPLY	1.96
I - ACCOMMODATION AND FOOD SERVICE ACTIVITIES	1.57
H - TRANSPORTATION AND STORAGE	1.36
B - MINING AND QUARRYING	1.11

L - REAL ESTATE ACTIVITIES

1.04

N - ADMINISTRATIVE AND SUPPORT SERVICE ACTIVITIES

0.74



To what extent were the sustainable investments with an environmental objective aligned with the EU Taxonomy?

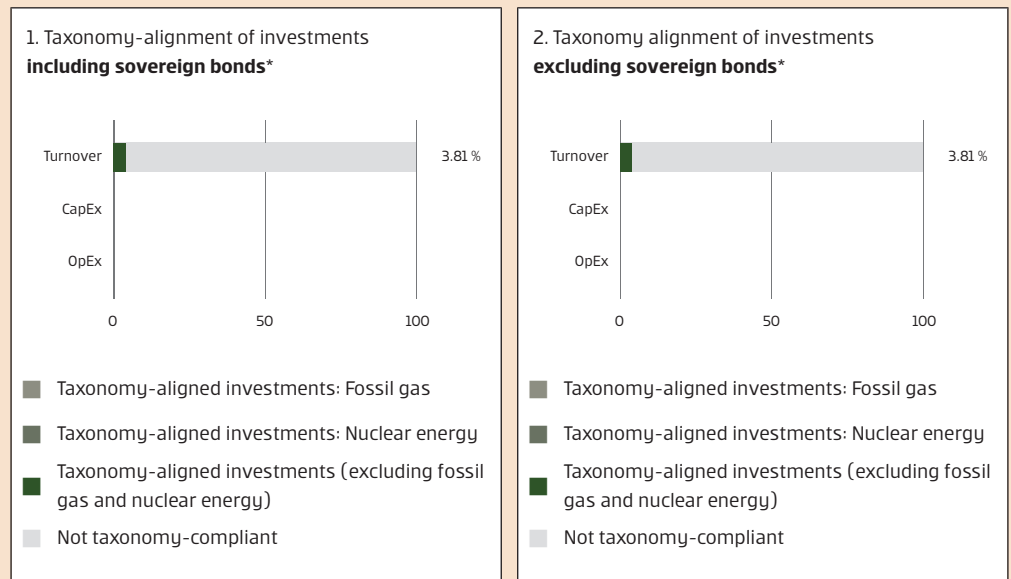
Did the financial product invest in fossil gas and/or nuclear energy related activities complying with the EU Taxonomy¹?

Yes
 In fossil gas
 In nuclear energy
 No

Sales from fossil gas and/or nuclear energy are not included in the taxonomy report. Only after the completion of the corresponding calculation methods by the European legislator and the complete availability of data, the disclosure of a possible share can be made.

¹ Fossil gas and/or nuclear related activities will only comply with the EU Taxonomy where they contribute to limiting climate change ("climate change mitigation") and do not significantly harm any EU Taxonomy objective - see explanatory note in the left hand margin. The full criteria for fossil gas and nuclear energy economic activities that comply with the EU Taxonomy are laid down in Commission Delegated Regulation (EU) 2022/1214.

The graphs below show in green the percentage of investments that were aligned with the EU Taxonomy. As there is no appropriate methodology to determine the taxonomy-alignment of sovereign bonds*, the first graph shows the Taxonomy alignment in relation to all the investments of the financial product including sovereign bonds, while the second graph shows the Taxonomy alignment only in relation to the investments of the financial product other than sovereign bonds.



* For the purpose of these graphs, 'sovereign bonds' consist of all sovereign exposures

The breakdown of the share of investments for the EU taxonomy objectives mentioned in the previous questions, to which the Fund contributed, is currently only possible to a limited extent due to the insufficient data situation.

A statement is currently only possible for the following environmental objectives as defined by the Taxonomy-Regulation:

- Climate protection: 3.73 %
- Climate change adaptation: 0.10 %

The stated values refer to the Taxonomy-alignment of investments including sovereign bonds.

Due to the insufficient data situation, it is currently not possible to make a more differentiated allocation of the contribution of the sustainable facility to the stated goals.

● **What was the share of investments made in transitional and enabling activities?**

No data available.

● **How did the percentage of investments that were aligned with the EU Taxonomy compare with previous reference periods?**

Not relevant for the first reporting period.



What was the share of sustainable investments with an environmental objective not aligned with the EU Taxonomy?

Other environmentally sustainable investments comprised 86.99 % of the fund assets.

The Taxonomy-Regulation currently only takes into account ecologically sustainable products and services from environmental technologies that are offered commercially. Ecologically sustainable business activities in the production of goods of other economic sectors are not referenced.

The management company believes that any action should also be evaluated according to its positive or negative contribution, and that such positive contributions are essential in the transition to a climate-friendly and/or environmentally sustainable economy. The investment process of this investment fund analyzes the ecologically sustainable business conduct of all invested companies and selects those companies where an ecologically responsible economic activity is recognized, also outside of pure environmental technologies as defined by the Taxonomy-Regulation. These investments had to comply with this sustainability approach at the time of acquisition and can therefore be classified as ecologically sustainable within the meaning of the Disclosure Regulation, irrespective of their categorization as ecologically sustainable economic activities within the meaning of the Taxonomy-Regulation.




What was the share of socially sustainable investments?

90.80 % of the fund assets qualify as socially sustainable investments.

Enabling activities directly enable other activities to make a substantial contribution to an environmental objective.

Transitional activities are activities for which low-carbon alternatives are not yet available and among others have greenhouse gas emission levels corresponding to the best performance.

 are sustainable investments with an environmental objective that **do not take into account** the criteria for environmentally sustainable economic activities under Regulation (EU) 2020/852.



What investments were included under "other", what was their purpose and were there any minimum environmental or social safeguards?

Direct investments in securities and investments in investment funds (indirect investments) managed by the management company

Item #2 includes only demand deposits, time deposits and derivatives. Derivatives held by the investment fund are for hedging purposes, demand deposits and time deposits refer to cash held as additional liquidity. The achievement of the sustainable investment objective is not permanently impaired by these investments falling under item #2 and their use because these assets are currently considered neutral from an environmental and social perspective.

All other investments held in the Fund (# Item 1) must be qualified by the Management Company as sustainable on the basis of the predefined screening process at the time of acquisition. The application of social and environmental exclusion criteria and the proprietary ESG analysis along with the Best-In-Class approach that is based on this analysis affords a minimum degree of comprehensive basic environmental and social protection for the entire Fund.

Investments in investment funds (indirect investments) managed by external management companies

The investment purpose of the investments included in Third Party Funds listed in Item #2 and any minimum environmental or social protections are those established and disclosed by their respective producers in accordance with the Disclosure Regulation.



What actions have been taken to meet the environmental and/or social characteristics during the reference period?

Direct investments in securities and investments in investment funds (indirect investments) managed by the management company

The investment process described above was applied in full. The ESG criteria were complied with continuously in terms of the environmental, social, and ethical exclusion criteria as well as the ESG analysis conducted via the Management Company's proprietary ESGenius model. This was ensured by the quarterly review and update of the investable universe by the responsible Responsible Investments team as well as a daily review of the investment fund by Risk Management.

The Fund is subject to the engagement policy that the Management Company has defined in accordance with Article 3g of Regulation (EU) 2007/36. This sets forth extensive focuses on environmental and social topics.

The complete engagement policy can be found on the Management Company's website:
https://cdn0.erstegroup.com/content/dam/at/eam/common/files/ESG/stewardship-policy/Stewardship_Policy_EN.pdf

All engagement activities undertaken by the Management Company are presented in the annual engagement reports.

These can be viewed on the following website:
<https://www.erste-am.at/en/private-investors/sustainability/publications-and-guidelines#/active-ownership>

The management company exercises its rights as a shareholder in accordance with its voting policy. This policy and the detailed voting behavior of the management company for the past calendar year are available on the following website:
https://cdn0.erstegroup.com/content/dam/at/eam/common/files/ESG/VotingPolicy/EAM_Voting_Policy_EN.pdf

Investments in investment funds (indirect investments) managed by external management companies

All invested investment funds managed by external management companies shall be officially classified as Art. 8 or Art. 9 in accordance with the Disclosure Regulation by their manufacturer or at least comply with good governance rules. This is not applicable to invested government bond funds.

The monitoring of environmental or social characteristics is ensured by the investment process described above as well as by the daily review of all investments in investment funds managed by external management companies by the risk management of the management company. It is assumed that the indirect investments held in investment funds managed by third party management companies are reviewed by the risk management processes of these management companies and therefore comply with all regulatory requirements.



How did this financial product perform compared to the reference benchmark?

No index was assigned as a reference benchmark for the attainment of environmental and/or social objectives.

- ***How does the reference benchmark differ from a broad market index?***
Not applicable

- ***How did this financial product perform with regard to the sustainability indicators to determine the alignment of the reference benchmark with the environmental or social characteristics promoted?***
Not applicable

- ***How did this financial product perform compared with the reference benchmark?***
Not applicable

- ***How did this financial product perform compared with the broad market index?***
Not applicable

Reference benchmarks are indexes to measure whether the financial product attains the environmental or social characteristics that they promote.

Fund Rules

The Fund Rules for ERSTE RESPONSIBLE STOCK EUROPE, jointly owned fund pursuant to the Austrian Investment Fund Act (Investmentfondsgesetz; InvFG) 2011 as amended, were approved by the Austrian Financial Market Authority (FMA).

The Fund is an undertaking for collective investment in transferable securities (UCITS) and is managed by Erste Asset Management GmbH (the "Management Company" in the following), which has its registered office in Vienna.

Article 1 Fund Units

The joint ownership of the fund assets is evidenced by certificates having the characteristics of a bearer unit.

The unit certificates are depicted in separate global certificates for each unit category. For this reason, individual unit certificates cannot be issued.

Article 2 Depositary Bank (Depositary)

The depositary bank (depositary) appointed for the Fund is Erste Group Bank AG, Vienna.

The payment offices for unit certificates are the depositary bank (depositary) and any other payment offices named in the prospectus.

Article 3 Investment Instruments and Principles

The following assets may be selected for the Fund in accordance with the InvFG.

The Fund invests predominantly, in other words at least 51% of its assets, in stocks from companies in Europe operating under business policies that the Management Company has determined to be sustainable on the basis of a predefined screening process in the form of directly purchased individual instruments, in other words not indirectly or directly through investment funds or through derivatives.

The fund assets are invested in the following instruments in accordance with the investment focus described above.

The Fund may invest in units in investment funds with investment restrictions that deviate from those of the Fund in terms of the investment focus described above and the restrictions regarding investment instruments defined below. This will not impair compliance with the investment focus described above at any time.

a) Transferable securities

Transferable securities (including securities with embedded derivative financial instruments) comprise at least 51% of the fund assets.

b) Money market instruments

Money market instruments may comprise up to 49% of the fund assets.

c) Transferable securities and money market instruments

The Fund may purchase transferable securities and money market instruments that are not fully paid up as well as subscription rights for these types of instruments and other financial instruments that are not fully paid up amounting to a maximum of 10% of the fund assets.

Transferable securities and money market instruments may be purchased for the Fund when they meet the criteria regarding listing or trading on a regulated market or a securities exchange pursuant to the InvFG.

Transferable securities and money market instruments that do not meet the criteria described in the previous paragraph may comprise up to 10% of the fund assets in total.

d) Units in investment funds

Units in investment funds (UCITS, UCI) may comprise up to 10% of the fund assets per individual issue and may comprise up to 10% in aggregate total, provided that the target funds themselves (UCITS, UCI) do not invest more than 10% of their fund assets in units of other investment funds.

e) Derivative financial instruments

Derivative financial instruments can be used as part of the investment strategy and for hedging purposes, and may comprise up to 35% of the fund assets.

f) Risk measurement method(s) of the Fund

The Fund applies the following risk measurement methods: commitment approach

The commitment value is determined according to § 3 of the 4th FMA Regulation on Risk Calculation and Reporting of Derivative Instruments (4. Derivate-Risikoberechnungs- und MeldeV) as amended.

g) Demand deposits or deposits with the right to be withdrawn

Demand deposits and deposits with the right to be withdrawn with a maximum term of 12 months may comprise up to 49% of the fund assets.

There are no minimum bank balance requirements.

However, in the course of the restructuring of the fund portfolio and/or in the case of the justified expectation of impending losses experienced by transferable securities, the Fund can hold a proportion of transferable securities below the specified limit and a higher proportion of demand deposits or deposits with the right to be withdrawn with a maximum term of 12 months.

h) Acceptance of short-term loans

The Management Company may accept short-term loans for the account of the Fund up to an amount of 10% of the total fund assets.

i) Repurchase agreements

Does not apply.

j) Securities lending

Does not apply.

Investment instruments may only be purchased for the entire Fund and not for individual unit categories or groups of unit categories.

This does not apply to currency hedging transactions, however. Such transactions can also be concluded solely for a single unit category. Expenses and income resulting from currency hedging transactions shall be allocated solely to the respective unit category.

Article 4 Issue and Redemption Procedure

The unit value shall be calculated in the currency of the respective unit category.

The unit value is calculated at the same time as the issue and redemption price.

Issue of units and front-end surcharge

The issue price will be calculated and units issued on each Austrian exchange trading day with the exception of bank holidays.

The issue price shall be made up of the unit value plus a surcharge per unit amounting to up to 5.0% to cover the costs incurred by the Management Company in issuing the unit, rounded up to the next equivalent sub-unit of the currency unit specified for the respective unit category in the prospectus.

The Management Company shall be entitled to apply a sliding front-end surcharge scale at its own discretion.

There is no limit on the issue of units in principle. However, the Management Company reserves the right to temporarily or permanently suspend the issue of unit certificates.

Redemption of units and back-end commission

The redemption price will be calculated and units redeemed on each Austrian exchange trading day with the exception of bank holidays.

The redemption price is the unit value rounded down to the next equivalent sub-unit of the currency unit specified for the respective unit category in the prospectus. No back-end commission will be charged.

Upon request by the Unit-holder, his units shall be redeemed at the current redemption price in return for the unit certificate.

Article 5 Accounting Year

The accounting year of the Fund is from 1 March to the last day of February.

Article 6
Unit Categories and Use of Earnings

The Fund features three different unit categories and the corresponding certificates: dividend-bearing units, non-dividend-bearing units with capital gains tax withholding, and non-dividend-bearing units without capital gains tax withholding, with certificates being issued for one unit each and also for fractional units.

Various unit categories may be issued for this Fund. The creation of unit categories and the issue of units of a specific category shall be decided at the discretion of the Management Company.

Use of earnings for dividend-bearing units

The earnings generated during the accounting year (interest and dividends) less all costs can be distributed as deemed appropriate by the Management Company. Dividend disbursement may be omitted in the interests of the Unit-holders. Dividends may also be disbursed at the discretion of the Management Company from earnings generated by the sale of fund assets, including subscription rights. Disbursements of fund assets and interim dividends may be paid.

The fund assets may in no case fall below the legally stipulated minimum volume for termination as a result of dividend disbursements.

The amounts shall be paid to the holders of dividend-bearing units on or after 1 June of the following accounting year. The remaining amount shall be carried forward.

An amount calculated in accordance with the InvFG must also be paid out on or after 1 June to cover the capital gains tax assessed by the tax authorities on the dividend-equivalent earnings from the fund units unless the Management Company provides suitable proof from the banks managing the corresponding securities accounts that the unit certificates can only be held by Unit-holders who are not subject to Austrian personal income tax or corporation tax or who meet the conditions for exemption from capital gains tax according to § 94 EStG at the time of payment.

Use of earnings for non-dividend-bearing units with capital gains tax withholding

The earnings generated by the Fund during the accounting year less all costs will not be paid out. In the case of non-dividend-bearing units, an amount calculated in accordance with the InvFG must be paid out on or after 1 June to cover the capital gains tax assessed by the tax authorities on the dividend-equivalent earnings from the fund units unless the Management Company provides suitable proof from the banks managing the corresponding securities accounts that the unit certificates can only be held by Unit-holders who are not subject to Austrian personal income tax or corporation tax or who meet the conditions for exemption from capital gains tax according to § 94 EStG at the time of payment.

Use of earnings for non-dividend-bearing units without capital gains tax withholding (KESt-exempt non-dividend domestic and foreign unit category)

The earnings generated by the Fund during the accounting year less all costs will not be paid out. No payment pursuant to the InvFG will be made. The reference date for the exemption from KESt payment for the profit for the year for the purposes of the InvFG shall be 1 June of the following accounting year.

The Management Company shall provide suitable proof from the banks managing the corresponding securities accounts that the unit certificates could only be held by Unit-holders who are not subject to Austrian personal income tax or corporation tax or who met the conditions for exemption from capital gains tax according to § 94 of the Austrian Income Tax Act (Einkommensteuergesetz) at the time of payment.

If these requirements are not met at the time of payment, the amount calculated pursuant to the InvFG must be paid out by the credit institution managing the respective securities account.

Article 7
Management Fee, Compensation for Expenses, Liquidation Fee

The Management Company shall receive an annual fee for its administrative activities amounting to up to 1.80% of the fund assets as calculated and accrued on the basis of the daily fund volume. The fee will be charged to the fund assets once per month.

The Management Company shall be entitled to compensation for all expenses incurred in the administration of the Fund.

The Management Company shall be entitled to apply a sliding management fee scale at its own discretion.

The costs for the introduction of new unit categories for existing investment funds shall be assessed against the unit price of the new unit categories.

Upon liquidation of the Fund, the party processing the liquidation shall receive a fee in the amount of 0.5% of the fund assets.

Further information and details about this Fund can be found in the prospectus.

Annex to the Fund Rules

List of exchanges with official trading and organised markets (As of October 2021)

1. Exchanges with official trading and organised markets in the Member States of the EEA as well as exchanges in European countries outside of the EEA considered to be equivalent to regulated markets

Every Member State must maintain a current list of the authorised markets within its territory. This list must be submitted to the other Member States and the Commission.

According to this provision, the Commission is required to publish a list of the regulated markets registered with it by the Member States once per year.

Because of lower entry barriers and specialisation in different trading segments, the list of “regulated markets” is subject to significant changes. For this reason, the Commission will publish an up-to-date version of the list on its official website in addition to the annual publication of a list in the Official Journal of the European Union.

1.1. The currently valid list of regulated markets can be found at

https://registers.esma.europa.eu/publication/searchRegister?core=esma_registers_upreg *

1.2. The following exchanges are included in the list of regulated markets:

1.2.1 Luxembourg: Euro MTF Luxembourg

1.3. Recognised markets in the EEA according to § 67 (2) 2 InvFG:

Markets in the EEA that have been classified as recognised markets by the competent supervisory authorities.

2. Exchanges in European countries outside of the EEA

2.1.	Bosnia and Herzegovina:	Sarajevo, Banja Luka
2.2.	Montenegro:	Podgorica
2.3.	Russia:	Moscow Exchange
2.4.	Switzerland:	SIX Swiss Exchange AG, BX Swiss AG
2.5.	Serbia:	Belgrade
2.6.	Türkiye:	Istanbul (only “National Market” on the stock market)
2.7.	United Kingdom of Great Britain and Northern Ireland:	Cboe Europe Equities Regulated Market – Integrated Book Segment, London Metal Exchange, Cboe Europe Equities Regulated Market – Reference Price Book Segment, Cboe Europe Equities Regulated Market – Off-Book Segment, London Stock Exchange Regulated Market (derivatives), NEX Exchange Main Board (non-equity), London Stock Exchange Regulated Market, NEX Exchange Main Board (equity), Euronext London Regulated Market, ICE FUTURES EUROPE, ICE FUTURES EUROPE – AGRICULTURAL PRODUCTS DIVISION, ICE FUTURES EUROPE – FINANCIAL PRODUCTS DIVISION, ICE FUTURES EUROPE – EQUITY PRODUCTS DIVISION and Gibraltar Stock Exchange

3. Exchanges in non-European countries

3.1.	Australia:	Sydney, Hobart, Melbourne, Perth
3.2.	Argentina:	Buenos Aires
3.3.	Brazil:	Rio de Janeiro, Sao Paulo
3.4.	Chile:	Santiago
3.5.	China:	Shanghai Stock Exchange, Shenzhen Stock Exchange
3.6.	Hong Kong:	Hong Kong Stock Exchange
3.7.	India:	Mumbai
3.8.	Indonesia:	Jakarta
3.9.	Israel:	Tel Aviv
3.10.	Japan:	Tokyo, Osaka, Nagoya, Fukuoka, Sapporo
3.11.	Canada:	Toronto, Vancouver, Montreal
3.12.	Colombia:	Bolsa de Valores de Colombia
3.13.	Korea:	Korea Exchange (Seoul, Busan)
3.14.	Malaysia:	Kuala Lumpur, Bursa Malaysia Berhad
3.15.	Mexico:	Mexico City
3.16.	New Zealand:	Wellington, Auckland
3.17.	Peru:	Bolsa de Valores de Lima
3.18.	Philippines:	Philippine Stock Exchange
3.19.	Singapore:	Singapore Stock Exchange

3.20.	South Africa:	Johannesburg
3.21.	Taiwan:	Taipei
3.22.	Thailand:	Bangkok
3.23.	USA:	New York, NYCE American, New York Stock Exchange (NYSE), Philadelphia, Chicago, Boston, Cincinnati, Nasdaq
3.24.	Venezuela:	Caracas
3.25.	United Arab Emirates:	Abu Dhabi Securities Exchange (ADX)

4. Organised markets in countries outside of the European Union

4.1.	Japan:	over the counter market
4.2.	Canada:	over the counter market
4.3.	Korea:	over the counter market
4.4.	Switzerland:	over the counter market of the members of the International Capital Market Association (ICMA), Zurich
4.5.	USA:	over the counter market (under the supervision of an authority such as the SEC, FINRA, etc.)

5. Exchanges with futures and options markets

5.1.	Argentina:	Bolsa de Comercio de Buenos Aires
5.2.	Australia:	Australian Options Market, Australian Securities Exchange (ASX)
5.3.	Brazil:	Bolsa Brasileira de Futuros, Bolsa de Mercadorias & Futuros, Rio de Janeiro Stock Exchange, Sao Paulo Stock Exchange
5.4.	Hong Kong:	Hong Kong Futures Exchange Ltd.
5.5.	Japan:	Osaka Securities Exchange, Tokyo International Financial Futures Exchange, Tokyo Stock Exchange
5.6.	Canada:	Montreal Exchange, Toronto Futures Exchange
5.7.	Korea:	Korea Exchange (KRX)
5.8.	Mexico:	Mercado Mexicano de Derivados
5.9.	New Zealand:	New Zealand Futures & Options Exchange
5.10.	Philippines:	Manila International Futures Exchange
5.11.	Singapore:	The Singapore Exchange Limited (SGX)
5.12.	South Africa:	Johannesburg Stock Exchange (JSE), South African Futures Exchange (SAFEX)
5.13.	Türkiye:	TurkDEX
5.14.	USA:	NYCE American, Chicago Board Options Exchange, Chicago Board of Trade, Chicago Mercantile Exchange, Comex, FINEX, ICE Future US, Inc., New York, Nasdaq, New York Stock Exchange, Boston Options Exchange (BOX)

*) To open the list, select "Regulated market" under "Entity type" in the column on the left side of the page and then click "Search" (or "Show table columns" and "Update"). The link can be changed by the ESMA.

Note regarding the data used

The sections Income Statement and Changes in Fund Assets, Statement of Assets and Liabilities and Details and Explanation of Tax Treatment in this annual report were prepared on the basis of data from the depositary bank for the Fund.

The data and information provided by the depositary bank were collected with the greatest possible care and were checked solely for plausibility.

Note for retail funds:

Unless indicated otherwise, source: Erste Asset Management GmbH. Our languages of communication are German and English. The full prospectus as well as the complete Information for Investors pursuant to § 21 AIFMG (and any amendments to these documents) were published in Amtsblatt zur Wiener Zeitung in accordance with the provisions of the InvFG 2011 and AIFMG in conjunction with the InvFG 2011 as amended and are available free of charge at the registered office of the Investment Firm and at the head office of the depositary bank. The exact date of most recent publication of the prospectus and Information for Investors pursuant to § 21 AIFMG, the languages in which the key information documents are available, and any additional locations where the documents can be obtained can be viewed on the website www.erste-am.at.

www.erste-am.com

www.erste-am.at